

CCSDS International Workshop

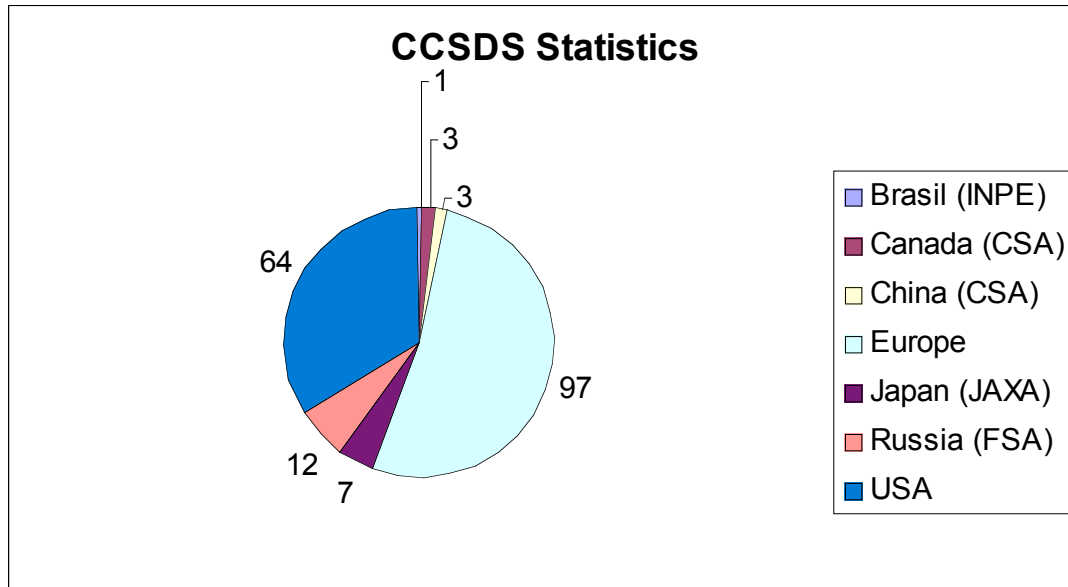
Heppenheim, Germany

1st – 5th October 2007

STATISTICS

Nestor Peccia

CCSDS + CESG + CMC Meetings Registration Statistics



Total = 187 Participants

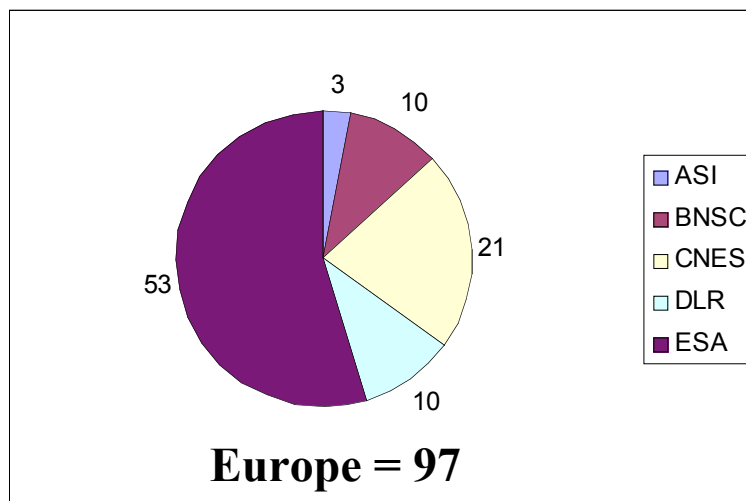
1st Week = 170

2nd Week = 36

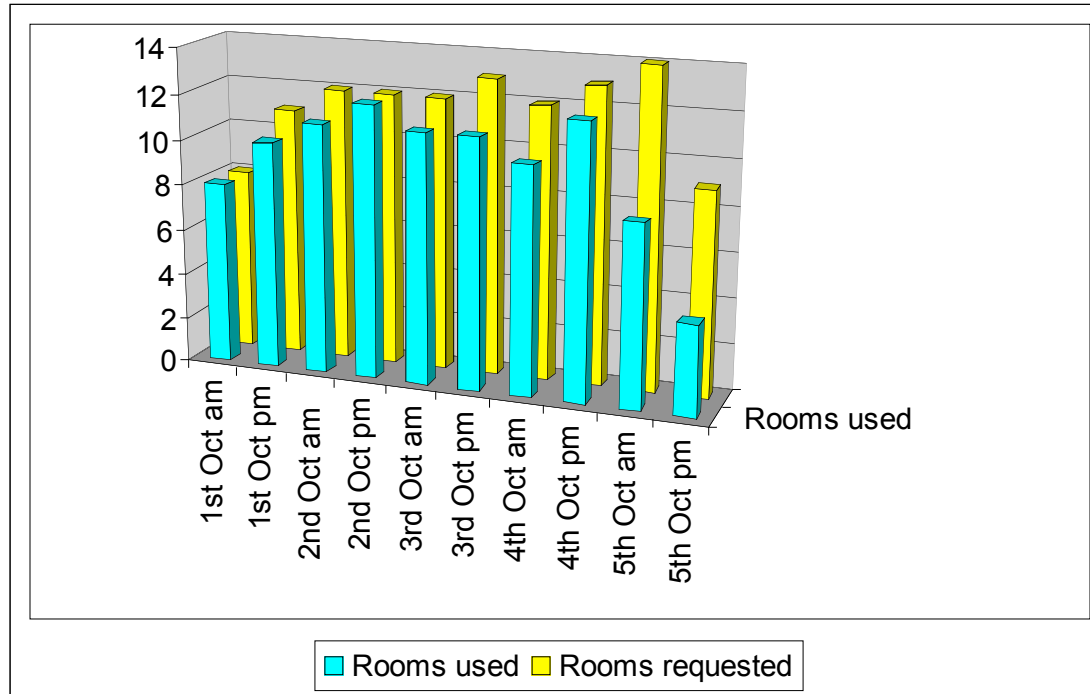
Only 2nd Week = 17

**1st week No show-up = 4
(2 ESA, 1 DLR, 1 NASA)**

Registered 1st Week = 166

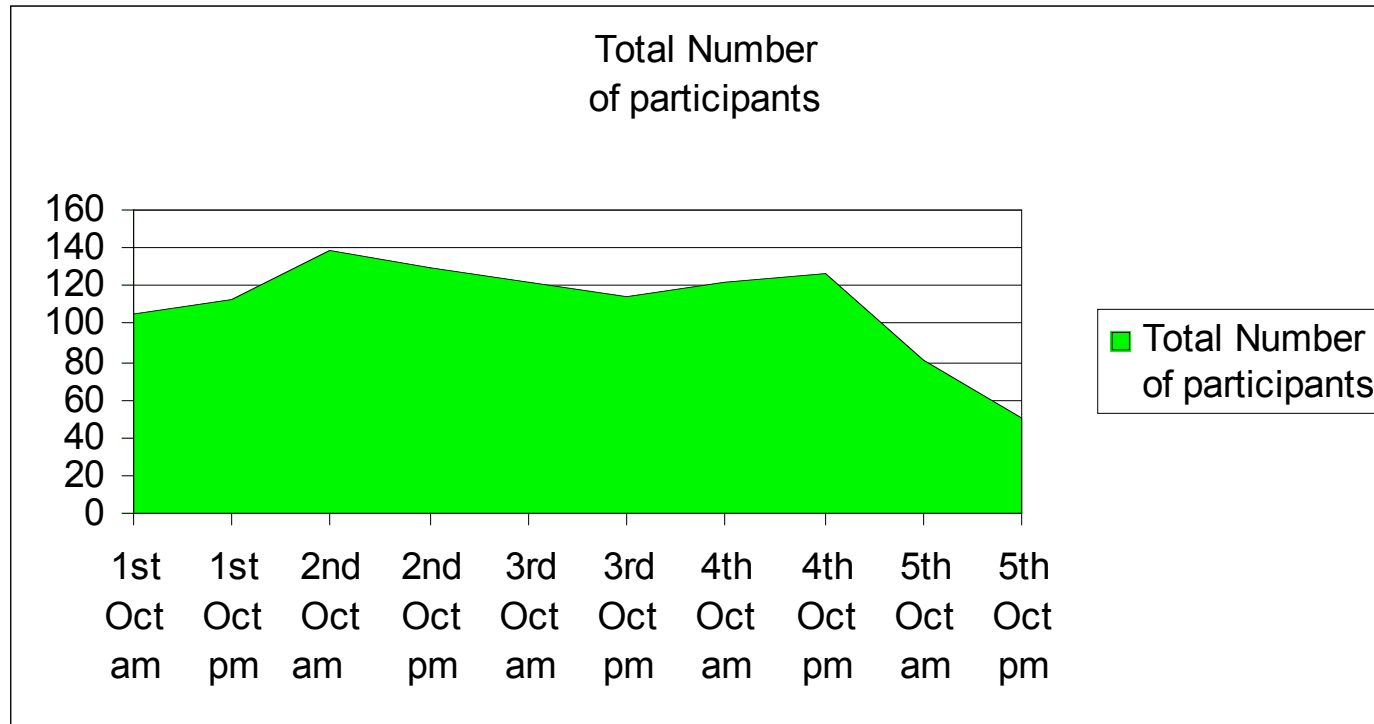


CCSDS Meeting Rooms Statistics



	1st Oct am	1st Oct pm	2nd Oct am	2nd Oct pm	3rd Oct am	3rd Oct pm	4th Oct am	4th Oct pm	5th Oct am	5th Oct pm
Rooms requested	8	11	12	12	12	13	12	13	14	7
Rooms used	8	10	11	12	11	11	10	12	8	4
		Time Code BOF met with SLP	SMC -SM mtg lasted whole am		ASS didn't meet	SANA only 0.5 day DC met with MIA	ASS didn't meet SLC didn't meet am	P&P BOF finished in 1 day	Sec/Nav/SMC Wireless/DC SLP finished on Thursday	SOIS/ SIS finished am RNG was an error

CCSDS Meeting Participants per day



	1st Oct am	1st Oct pm	2nd Oct am	2nd Oct pm	3rd Oct am	3rd Oct pm	4th Oct am	4th Oct pm	5th Oct am	5th Oct pm
Total Number of participants	105	113	138	129	122	115	122	126	81	50

SEA Area statistics

SEA								
Plenary	SA	IA	D-DOR SIG	Sec	SANA	XML SIG	Timecode BOF	Plenary
ASI							Met	
BNSC				1			with	
CNES				1		1	SLP	
CSA	1	1			1	1		2
DLR				1				
ESA	3		2	5		1		1
FSA		5						
JAXA	2	1	1					1
NASA	6	5	3	1	3	3	4	7
SC14								
Total	12	7	8	4	11	4	7	11

Meeting Duration	0.5 day	0.5 day	0.5 day	1 day	2 days	0.5 day	0.5 day	0.5 day
Agency Diversity	4	3	2	3	5	2	4	4

MOIMS Area statistics

	MOIMS								
	Plenary	DAI + IPR	DAI	IPR	IA + IPR	NAV	SM&C	XTCE	Plenary
ASI	1					1			
BNSC	2	2	1	2	2		2		2
CNES	2	4	2	1	1	1	3	2	
CSA	1				1		1		
DLR	3						3	5	
ESA	3	1		1	1	4	3	7	3
FSA							1		
JAXA							1		
NASA	18	7	3	4	5	4	7	8	6
SC14						1			
Total	30	14	6	8	10	11	21	22	11

Meeting Duration	1 hour	2.5 day	2	1 day	0.5 day	4 days	4 days	1 day	0.5 days
Agency Diversity	7	4	3	4	5	5	8	4	3

CSS Area statistics

	CSS				
	Plenary	SM	CSTS	CSA BOF	Plenary
ASI					
BNSC	1	1		1	1
CNES	4	2	2	2	4
CSA					
DLR	2	1	1	1	
ESA	8	4	5	7	9
FSA			1	2	
JAXA	3	3			3
NASA	6	4	2	5	3
SC14					
Total	24	15	11	18	20

Meeting Duration	0.5 days	3.5 days	4 days	1 day	0.5 days
Agency Diversity	6	6	5	6	5

SOIS Area statistics

	SOIS					
	Plenary	ASS	Wireless BOF	P&P BOF	Plenary	
ASI		No Mtg				
BNSC	2			2	2	
CNES						
CSA						
DLR						
ESA	2			4	2	3
FSA						
JAXA						
NASA	3			7	4	1
China	1			1	1	
Total	8	0	12	9	6	

Meeting Duration	1 day	0	1 day	1 day	0.5 day
Agency Diversity	4	0	3	4	2

SLS Area statistics

	SLS						
	RF&M	RNG	SLP	SLC	HRU	DC	Plenary
ASI		1					
BNSC			1		1		
CNES	2	1	1		1	3	2
CSA				1		1	
DLR				2		1	
ESA	4	5	4	4	3	1	4
FSA		5					
JAXA			1	1	1		
NASA	8	8	6	6	4	3	2
China				1		1	
Total	14	20	13	15	10	10	8

Meeting Duration	2 days	1.5 days	1 day	2 days	1 day	3 days	0.5 day
Agency Diversity	3	5	5	6	5	6	3

SIS Area statistics

	SIS						
	IP	AMS	MARS	Voice BOF	Motion BOF	DTN BOF	Plenary
ASI							
BNSC	2	2	2			2	1
CNES					2		
CSA			1			1	
DLR					1		
ESA	5	1	1	1	1	2	2
FSA				1	1		
JAXA	1					1	
NASA	6	5	7	4	6	9	8
China	1				1		
Total	15	8	11	6	12	15	11

Meeting Duration	0.5 day	0.5 day	0.5 day	0.5 day	0.5 day	0.5 day	0.5 day
Agency Diversity	5	3	4	3	6	5	3

Joint Meetings statistics

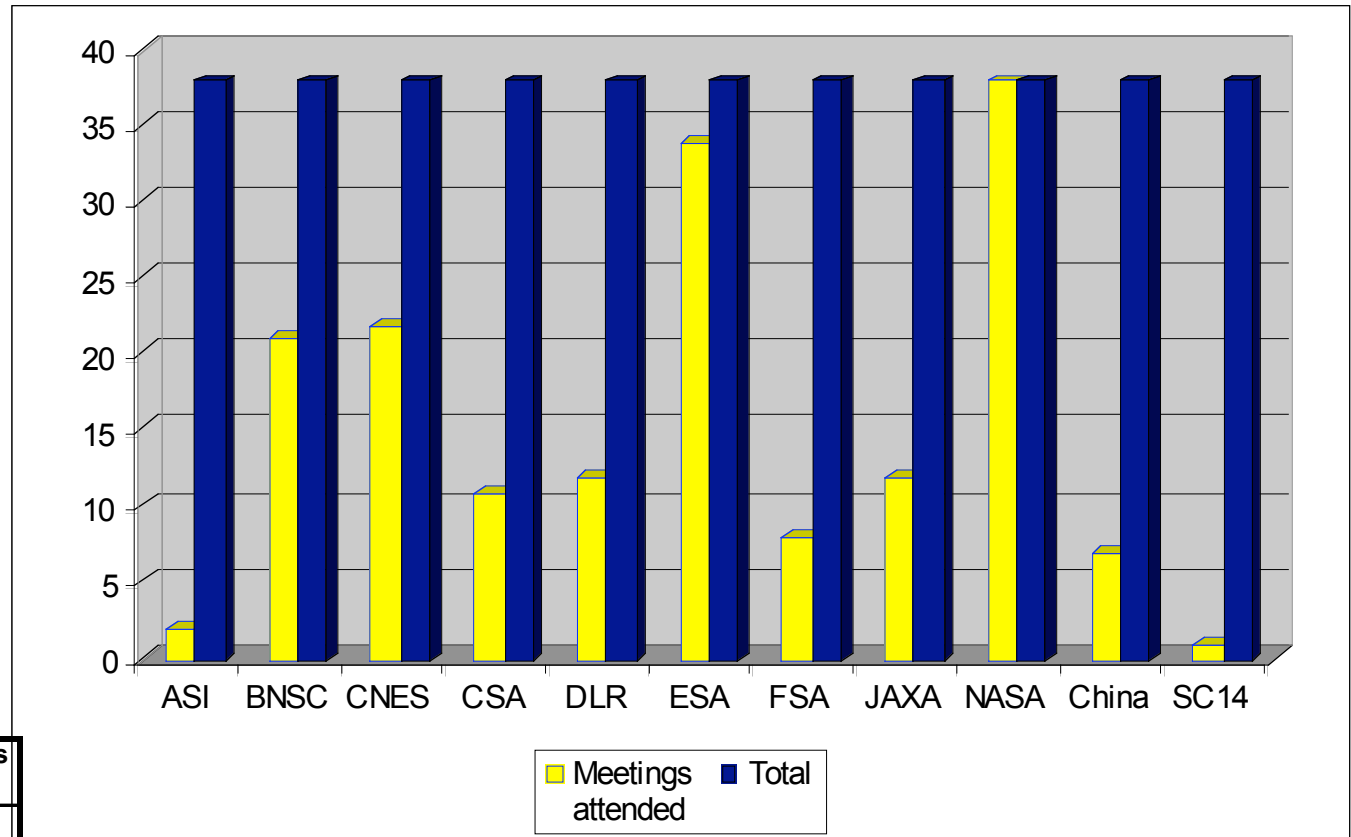
Joint Meetings	
SM-SMC	AMS-ASS
ASI	
BNSC	3
CNES	5
CSA	1
DLR	1
ESA	8
FSA	1
JAXA	4
NASA	9
China	
Total	32

No Statistics for

- SMC / AMS
- SMC / SEC
- NAV / CSTS

Meeting Duration	0.5 day	0.5 day
Agency Diversity	8	3

Agency Meeting Coverage Statistics



	Meetings attended	Total Meetings	Registrants 1st Week
ASI	2	38	2
BNSC	21	38	9
CNES	22	38	20
CSA	11	38	3
DLR	12	38	10
ESA	34	38	47
FSA	8	38	9
JAXA	12	38	4
NASA	38	38	90
China	7	38	3
SC14	1	38	1

Cost Estimate

CCSDS Meeting 1st - 5th October 2005		U\$S
	Euros	
Hotel Am Bruchsee 12 meeting rooms + Coffee Breaks + Water + Beamers	14000	
Wireless Internet	2500	23430

CESG / CMC Meeting at ESOC		
Coffee Breaks + Host Event - Dinner + Tour	2300	3266

All administrative support was done by ESA
staff (not included in cost)

Cost of BBQ not included because it was a “one-off” event