



**Draft Recommendation for
Space Data System Standards**

**OPEN ARCHIVAL
INFORMATION SYSTEM
INTEROPERABILITY
FRAMEWORK (OAIS-IF)
ARCHITECTURE
DESCRIPTION**

**PROPOSED DRAFT RECOMMENDED
PRACTICE**

CCSDS 000.0-W-0

MAGENTA BOOK

August 2023



AUTHORITY

Issue:	Blue Book, Issue 0
Date:	May 2019
Location:	Not Applicable

(WHEN THIS RECOMMENDED STANDARD IS FINALIZED, IT WILL CONTAIN THE FOLLOWING STATEMENT OF AUTHORITY:)

This document has been approved for publication by the Management Council of the Consultative Committee for Space Data Systems (CCSDS) and represents the consensus technical agreement of the participating CCSDS Member Agencies. The procedure for review and authorization of CCSDS documents is detailed in *Organization and Processes for the Consultative Committee for Space Data Systems* (CCSDS A02.1-Y-4), and the record of Agency participation in the authorization of this document can be obtained from the CCSDS Secretariat at the e-mail address below.

This document is published and maintained by:

CCSDS Secretariat
National Aeronautics and Space Administration
Washington, DC, USA
E-mail: secretariat@mailman.ccsds.org

STATEMENT OF INTENT

(WHEN THIS RECOMMENDED STANDARD IS FINALIZED, IT WILL CONTAIN THE FOLLOWING STATEMENT OF INTENT:)

The Consultative Committee for Space Data Systems (CCSDS) is an organization officially established by the management of its members. The Committee meets periodically to address data systems problems that are common to all participants, and to formulate sound technical solutions to these problems. Inasmuch as participation in the CCSDS is completely voluntary, the results of Committee actions are termed **Recommendations** and are not in themselves considered binding on any Agency.

CCSDS Recommendations take two forms: **Recommended Standards** that are prescriptive and are the formal vehicles by which CCSDS Agencies create the standards that specify how elements of their space mission support infrastructure shall operate and interoperate with others; and **Recommended Standards** that are more descriptive in nature and are intended to provide general guidance about how to approach a particular problem associated with space mission support. This **Recommended Standard** is issued by, and represents the consensus of, the CCSDS members. Endorsement of this **Recommended Standard** is entirely voluntary and does not imply a commitment by any Agency or organization to implement its recommendations in a prescriptive sense.

No later than five years from its date of issuance, this **Recommended Standard** will be reviewed by the CCSDS to determine whether it should: (1) remain in effect without change; (2) be changed to reflect the impact of new technologies, new requirements, or new directions; or (3) be retired or canceled.

In those instances when a new version of a **Recommended Standard** is issued, existing CCSDS-related member Standards and implementations are not negated or deemed to be non-CCSDS compatible. It is the responsibility of each member to determine when such Standards or implementations are to be modified. Each member is, however, strongly encouraged to direct planning for its new Standards and implementations towards the later version of the Recommended Standard.

FOREWORD

This document is a draft technical Recommended Standard for use in developing and maintaining broader consensus on what is required for an archive to provide permanent, or indefinite long term, preservation of digital information.

This draft Recommended Standard establishes a framework of specifications that forms the basis for the Open Archival Information System (OAIS) Interoperability Framework (IF). OAIS is a long-established Process Framework (PF) to enable digital preservation in trustworthy archives. The OAIS-IF supplements OAIS with interoperable technical specifications that will allow interoperability between users and multiple archives, and between multiple archives. The OAIS-IF is not required for an archive to cite compliance with OAIS.

OAIS provides a basis for further standardization within an archival context. OAIS-IF is an example of that further standardization.

Through the process of normal evolution, it is expected that expansion, deletion, or modification of this document may occur. This Recommended Standard is therefore subject to CCSDS document management and change control procedures, which are defined in the *Organization and Processes for the Consultative Committee for Space Data Systems* (CCSDS A02.1-Y-4). Current versions of CCSDS documents are maintained at the CCSDS Web site:

<http://www.ccsds.org/>

Questions relating to the contents or status of this document should be sent to the CCSDS Secretariat at the e-mail address indicated on page i.

At time of publication, the active Member and Observer Agencies of the CCSDS were:

Member Agencies

- Agenzia Spaziale Italiana (ASI)/Italy.
- Canadian Space Agency (CSA)/Canada.
- Centre National d'Etudes Spatiales (CNES)/France.
- China National Space Administration (CNSA)/People's Republic of China.
- Deutsches Zentrum für Luft- und Raumfahrt (DLR)/Germany.
- European Space Agency (ESA)/Europe.
- Federal Space Agency (FSA)/Russian Federation.
- Instituto Nacional de Pesquisas Espaciais (INPE)/Brazil.
- Japan Aerospace Exploration Agency (JAXA)/Japan.
- National Aeronautics and Space Administration (NASA)/USA.
- UK Space Agency/United Kingdom.

Observer Agencies

- Austrian Space Agency (ASA)/Austria.
- Belgian Federal Science Policy Office (BFSPPO)/Belgium.
- Central Research Institute of Machine Building (TsNIIMash)/Russian Federation.
- China Satellite Launch and Tracking Control General, Beijing Institute of Tracking and Telecommunications Technology (CLTC/BITTT)/China.
- Chinese Academy of Sciences (CAS)/China.
- Chinese Academy of Space Technology (CAST)/China.
- Commonwealth Scientific and Industrial Research Organization (CSIRO)/Australia.
- Danish National Space Center (DNSC)/Denmark.
- Departamento de Ciência e Tecnologia Aeroespacial (DCTA)/Brazil.
- Electronics and Telecommunications Research Institute (ETRI)/Korea.
- European Organization for the Exploitation of Meteorological Satellites (EUMETSAT)/Europe.
- European Telecommunications Satellite Organization (EUTELSAT)/Europe.
- Geo-Informatics and Space Technology Development Agency (GISTDA)/Thailand.
- Hellenic National Space Committee (HNSC)/Greece.
- Indian Space Research Organization (ISRO)/India.
- Institute of Space Research (IKI)/Russian Federation.
- KFKI Research Institute for Particle & Nuclear Physics (KFKI)/Hungary.
- Korea Aerospace Research Institute (KARI)/Korea.
- Ministry of Communications (MOC)/Israel.
- National Institute of Information and Communications Technology (NICT)/Japan.
- National Oceanic and Atmospheric Administration (NOAA)/USA.
- National Space Agency of the Republic of Kazakhstan (NSARK)/Kazakhstan.
- National Space Organization (NSPO)/Chinese Taipei.
- Naval Center for Space Technology (NCST)/USA.
- Scientific and Technological Research Council of Turkey (TUBITAK)/Turkey.
- South African National Space Agency (SANSA)/Republic of South Africa.
- Space and Upper Atmosphere Research Commission (SUPARCO)/Pakistan.
- Swedish Space Corporation (SSC)/Sweden.
- Swiss Space Office (SSO)/Switzerland.
- United States Geological Survey (USGS)/USA.

PREFACE

This document is a draft CCSDS Recommended Standard. Its 'Blue Book' status indicates that the CCSDS believes the document to be technically mature and has released it for formal review by appropriate technical organizations. As such, its technical contents are not stable, and several iterations of it may occur in response to comments received during the review process.

Implementers are cautioned **not** to fabricate any final equipment in accordance with this document's technical content.

DOCUMENT CONTROL

Document	Title and Issue	Date	Status
CCSDS 000.0-W-0	[Document Title], Proposed Draft Recommended Standard, Issue 0	[Month Year]	Current proposed draft

TABLE OF CONTENTS

<u>Section</u>	<u>Page</u>
DOCUMENT CONTROL.....	VIII
TABLE OF CONTENTS	IX
TABLE OF FIGURES.....	XIII
1 INTRODUCTION.....	1-1
1.1 PURPOSE AND SCOPE.....	1-1
1.2 APPLICABILITY.....	1-2
1.3 OAIS-IF STAKEHOLDERS.....	1-2
1.4 RATIONALE.....	1-3
1.5 CONFORMANCE.....	1-3
1.6 DOCUMENT STRUCTURE	1-4
1.6.1 ORGANIZATION BY SECTION	1-4
1.6.2 TYPOGRAPHICAL CONVENTIONS.....	1-5
1.7 DEFINITIONS.....	1-5
1.7.1 ACRONYMS AND ABBREVIATIONS.....	1-5
1.7.2 TERMINOLOGY	1-6
1.8 REFERENCES	1-7
2 OVERVIEW.....	2-1
2.1 OAIS INTEROPERABILITY FRAMEWORK (OAIS-IF)	2-1
2.2 OAIS FUNCTIONAL ENTITIES	2-2
2.3 OAIS INTEROPERABILITY FRAMEWORK DEFINITION	2-4
3 INTEROPERABILITY FRAMEWORK.....	3-6
3.1 CLIENT	3-8
3.1.1 CONSUMER_APPLICATION_LAYER.....	3-8
3.1.1.1 Consumer_Archive_Application	3-8
3.1.2 PRODUCER_APPLICATION_LAYER.....	3-8
3.1.2.1 Producer_Archive_Application	3-8
3.2 OAIS_INTEROPERABILITY_FRAMEWORK.....	3-8
3.2.1 GENERIC ADAPTER LAYER	3-10
3.2.1.1 Adapter.....	3-10
3.2.1.2 Generic Adapter.....	3-11
3.2.1.2.1 Adapter_Interface	3-11
3.2.1.2.1.1 Method Summary.....	3-11
3.2.1.2.1.2 Method Detail	3-12
3.2.1.2.2 Abstract Generic Adapter	3-14
3.2.1.3 Information_Object.....	3-15
3.2.1.3.1 Information_Object_Interface.....	3-16

3.2.1.4	Data_Object	3-19
3.2.1.4.1	Data_Object_Interface	3-20
3.2.1.5	Representation_Information_Data_Object	3-21
3.2.1.5.1	Representation Information Data Object Interface	3-21
3.2.1.6	Identifier.....	3-23
3.2.1.6.1	Identifier_Interface.....	3-23
3.2.1.6.1.1	Method Summary.....	3-23
3.2.1.6.1.2	Method Detail	3-24
3.2.1.7	Message	3-25
3.2.1.7.1	Message_Interface	3-25
3.2.1.7.1.1	Method Summary.....	3-25
3.2.1.7.1.2	Methods inherited from interface InfoObjectInterface.....	3-26
3.2.1.7.1.3	Method Detail	3-26
3.2.1.8	Request.....	3-28
3.2.1.8.1	Request_Interface	3-28
3.2.1.9	EndPointConnection	3-29
3.2.1.9.1	EndPointConnection Interface	3-29
3.2.1.10	Switch Board.....	3-32
3.2.1.10.1	Switch Board Interface	3-32
3.2.2	INFORMATION MODEL	3-33
3.2.2.1	Access_Rights_Information.....	3-34
3.2.2.2	Archival_Information_Package	3-35
3.2.2.3	Content_Data_Object.....	3-35
3.2.2.4	Content_Information.....	3-35
3.2.2.5	Context_Information.....	3-35
3.2.2.6	Dissemination_Information_Package.....	3-36
3.2.2.7	Fixity_Information.....	3-36
3.2.2.8	Information_Package.....	3-36

3.2.2.9	Preservation_Description_Information.....	3-36
3.2.2.10	Provenance_Information.....	3-37
3.2.2.11	Reference_Information.....	3-37
3.2.2.12	Representation_Information.....	3-37
3.2.2.13	Submission_Information_Package.....	3-38
3.2.3	INTERFACES.....	3-38
3.2.3.1.1	Access_Rights_Information_Interface.....	3-38
3.2.3.1.2	Archival_Information_Package_Interface.....	3-39
3.2.3.1.3	Content_Data_Object_Interface.....	3-43
3.2.3.1.4	Content_Information_Interface.....	3-44
3.2.3.1.5	Context_Information_Interface.....	3-46
3.2.3.1.6	Fixity_Information_Interface.....	3-47
3.2.3.1.7	Information_Package_Interface.....	3-48
3.2.3.1.8	Packaged_Information_Interface.....	3-49
3.2.3.1.9	Preservation_Description_Information_Interface.....	3-50
3.2.3.1.10	Provenance_Information_Interface.....	3-55
3.2.3.1.11	Reference_Information_Interface.....	3-57
3.2.3.1.12	Representation_Information_Interface.....	3-58
3.2.4	SPECIFIC ADAPTER LAYER.....	3-59
3.2.4.1	Specific Adapter.....	3-60
3.2.4.2	Producer Interface.....	3-60
3.2.4.2.1	Ingest.....	3-60
3.2.4.3	Consumer Interface.....	3-60
3.2.4.3.1	Access.....	3-60
3.3	OAIS_IF_ARCHIVE.....	3-61
3.3.1	OAIS_IF_ARCHIVE_INTERFACE.....	3-61
3.3.1.1	Local_Access.....	3-61
3.3.1.2	Local_Ingest.....	3-61
3.3.2	ARCHIVAL_STORAGE.....	3-61
4	FRAMEWORK IMPLEMENTATION.....	4-62
4.1.1	PROTOCOL DATA UNIT (PDU).....	4-62
4.1.2	JSON EXAMPLE.....	4-62

DRAFT

TABLE OF FIGURES

Figure 1 - OAIS Environment.....	2-1
Figure 2 - OAIS Functional Entities	2-3
Figure 3 - Component Diagram	3-7
Figure 4 – Framework Adapter Stack.....	3-9
Figure 5 - Adapter Interface.....	3-13
Figure 6 - Interaction Diagram	3-14
Figure 7 - Abstract (Generic) Adapter Implementing the Adapter Interface.....	3-15
Figure 8 - Information Object Interface.....	3-19
Figure 9 - Digital Object Interface.....	3-21
Figure 10 - Representation Information Data Object Interface	3-23
Figure 11 - Identifier Interface.....	3-24
Figure 12 - Request Interface.....	3-32
Figure 13 - OAIS Information Model.....	3-34
Figure 14 - Access Rights Information Interface.....	3-39
Figure 15 - Archival Information Package Interface	3-42
Figure 16 - Content Data Object Interface.....	3-43
Figure 17 - Context Information Interface.....	3-47
Figure 18 - Fixity Information Interface	3-48
Figure 19 - Packaged Information Interface	3-50
Figure 20 - Preservation Description Information Interface.....	3-55
Figure 21 - Provenance Information Interface.....	3-56
Figure 22 – Reference Information Interface.....	3-58
Figure 23 - Representation Information Interface	3-59
Figure 24 - JSON Structure for Information Packages.....	4-63

1 INTRODUCTION

1.1 PURPOSE AND SCOPE

The purpose of this document is to define the CCSDS and International Organization for Standardization (ISO) **Open Archival Information System (OAIS)** Interoperability Framework (IF). An OAIS is an Archive, consisting of an organization, which may be part of a larger organization, of people and systems, that has accepted the responsibility to preserve information and make it available for a **Designated Community**. The OAIS-IF is a supplement to that overarching standard that adds capabilities for system interoperability between users and archives, and between coordinating archives. This document outlines a data system architectural approach and a set of specifications for interfaces required for interoperability and that are visible to Producers and Consumers. This standard is the Architecture Description document that sets the overall architectural framework for the OAIS-IF suite of standards.

The OAIS-IF is an implementable framework for digital repositories that enables international and collaborative research. Its aim is to provide a set of interoperable protocols and interface specifications that will enable the access and re-use of the data, both within and across the operational boundaries of trusted digital repositories. The OAIS-IF is designed to be effectively applied broadly across a spectrum of small, medium, and large use cases and involving a wide variety of stakeholders.

Implementers and system developers that plan to develop systems compliant with the OAIS-IF suite of standards should have a solid grasp of the precepts, concepts and terminology of the Reference Model for an OAIS as described in CCSDS 650.0-M-2.

The information being maintained in these Archives has been deemed to need **Long Term Preservation**, even if the OAIS itself is not permanent. **Long Term** is long enough to be concerned with the impacts of changing technologies, as well as support for new media and data formats, or with a changing Knowledge Base of the Designated Community or changes within the Designated Community or its definition. Long Term may extend indefinitely. Further treatment of the scope of Long Term preservation is in the RM for OAIS, CCSDS 650.0-M-2.-

In terms of scope, the Architecture Description Document is intended to specify normative requirements only for the OAIS-IF components of an OAIS. However to provide context for the OAIS-IF the document describes external components of the archive system and the consumer and producer clients. The interfaces between the OAIS-IF and external components are the key assets specified to achieve interoperability across those interfaces. They are fully specified and normative in this document. However, underlying functions below the interfaces within the client or archive components may be developed differently than this description as long as they support the specified normative functions of the interoperable interfaces.

1.2 APPLICABILITY

Like the OAIS Reference Model in CCSDS 650.0-M-2, this document may be applicable to any Archive that complies with that OAIS standard as well as any archive that wishes to interoperate using the standard. It is specifically applicable to organizations with the responsibility of making information available for the Long Term. This includes organizations with other responsibilities, such as processing and distribution in response to programmatic needs.

This architecture is specifically designed to supplement OAIS Archives. However, this architecture or components of it may be used by archives that are partially or fully non-compliant to the Reference Model for OAIS. The authors of this standard cannot guarantee that these technical approaches will work to fulfill objectives of archives that are not fully OAIS compliant. It is hoped that in these cases partial implementation of the OAIS-IF will encourage greater adoption of the RM for OAIS as archives learn the value of the OAIS practices that enable truly trustworthy Archives for preserving valuable information.

It is intended that the functionality and components in OAIS-IF will exactly mirror the content of the RM for OAIS. However, since these are two separate documents with updates released at different times and different approval cycles, it may be that new functions can be added to OAIS-IF that are not yet in the RM for OAIS. Likewise, there may be new functions in OAIS that are not yet in the OAIS-IF. The intention is to keep the OAIS RM practice and the OAIS-IF specification as closely aligned as possible. However, perfect alignment may not be possible at every given point in time.

These specifications, including the functional and information modeling concepts, are relevant to the comparison and design of facilities which hold information, on a temporary basis, for three reasons:

- When taking into consideration the rapid pace of technology changes or possible changes in a Designated Community, there is the likelihood that facilities, thought to be holding information on a temporary basis, will in fact find that some or much of their information holdings will need Long Term Preservation attention. Stable OAIS-IF standards will help abate the disruption of technology changes.
- Although some facilities holding information may themselves be temporary, some or all of their information may need to be preserved indefinitely. Such facilities need to become active participants in the Long Term Preservation effort and adoption of OAIS-IF will facilitate that transition.
- Regardless of preservation objectives, this architecture enables interoperability for efficiency benefits, preservation benefits, and cross-discipline research benefits.

1.3 OAIS-IF STAKEHOLDERS

In a broad sense, OAIS-IF has applicability to the following stakeholders. This is not an exclusive list, but is intended to illustrate how the document should be of interest to key organization participants.

- **Any organization who has implemented or plans to implement an OAIS-compliant system.** Not all OAIS-compliant systems will have OAIS-IF capabilities. Indeed, as this first version of OAIS-IF is released, none of the OAIS systems in the world will be OAIS-IF compliant. But OAIS

implementers should evaluate the benefits to themselves and their customers from implementing an OAIS-IF compliant interoperable archive. Therefore, they have a stake in OAIS-IF.

- **Managers**, who we assume are key decision makers and determine technology adoption and use. We use the Manager stakeholder broadly for anyone who sets overall OAIS policy.
- **Application Software Developers**, who are those responsible for providing software at an application level (i.e. software implementing any of the six functional entities¹ of an OAIS). Application software is likely to be repository-specific.
- **Infrastructure Software Developers**, who are those responsible for providing the underlying software framework or environment which may be used by application software developers. This software is much less likely to be repository specific. The distinction between application and infrastructure is not necessarily exact but the separation from application software is useful in identifying the parts of OAIS-IF that form part of the underlying infrastructure and are more likely to be reused from repository to repository.

1.4 RATIONALE

The rationale for OAIS and the Reference Model for OAIS is captured in CCSDS 650.0-M-2.

The rationale for the OAIS Interoperability Framework includes the rationale for OAIS (not repeated here) because it supports OAIS by augmenting it with capabilities for interoperability.

The rationale and vision for OAIS-IF is that in the long-range future it will provide:

- A common user interface experience for users (providers and consumers) of OAIS Archives when accessing many diverse kinds of archives through the OAIS-IF.
- An efficient standardized way for archives to exchange data between archives using the same standardized OAIS-IF interfaces.
- Given broad acceptance of OAIS-IF in the OAIS community, a better chance that long-term preservation will work because future generations can easily find the interfacing resources (plugins, etc.) that can be used to access legacy archives.
- Enhanced capabilities for cross-discipline research when many different disciplines use the same interface, and access to a new archive outside of their Designated Community can be accomplished via OAIS-IF.

1.5 CONFORMANCE

An Archive may conform to the Reference Model for OAIS without conforming to the OAIS-IF.

An OAIS Archive that also conforms to OAIS-IF must implement **the normative sections of this document, namely section 3.**

While the OAIS Reference Model does not define or require any particular method of implementation, the OAIS-IF must necessarily bound some implementation options in order to insure interoperability. However, the goal of OAIS-IF is to only limit implementation options necessary for interoperability. This is intended to restrict implementation at the interface of systems, but those interfaces are usually characterized to support underlying functionality as required by the OAIS Reference Model. Therefore the definitions at the interfaces and protocols may necessarily imply some underlying **functionality as part of the OAIS-IF suite of standards**. As described in section 1.1, Purpose and Scope, the description of that functionality outside the OAIS-IF is not normative, and may be implemented in different ways, as long as it supports the specified normative functionality for that interface.

A conformant OAIS-IF Archive may provide additional services that are beyond those required of the OAIS-IF standards.

This document does not assume or endorse any specific computing platform, system environment, system design paradigm, system development methodology, database management system, database design paradigm, data definition language, technology, or media required for implementation.

The OAIS-IF is designed as an interoperability framework to support the development of interoperability between archives, both OAIS Archives and non-OAIS archives, using the OAIS-IF standard. As such, it attempts to address all the major activities of an *interoperable* information-preserving Archive in order to define a consistent and useful set of interoperability terms and concepts. A standard or other document that claims to be conformant to the OAIS-IF shall use the terms and concepts defined in the OAIS-IF in the same manner.

1.6 DOCUMENT STRUCTURE

1.6.1 ORGANIZATION BY SECTION

A general description of this document's sections are:

- Section 1 *Purpose and Scope* describes the problem space and rationale for OAIS-IF, and advice on what to expect from the document organization and conventions.
- Section 2 *Overview* provides an informative (non-normative) explanation of the relationships between OAIS-IF components and between them and the environment..
- Section 3 *Interoperability Framework* is a normative description of the requirements on the components of an OAIS-IF architecture. It presents the technical concepts that OAIS-IF uses in order **to perform the functions of an OAIS** in an interoperable way.
- (Add explanation of annexes once they are solidified)

This Blue Book begins with a description of the context for the creation of OAIS-IF in the form of the motivation and rationale for the framework. Further sections in this Blue Book then offer greater levels of detail about OAIS-IF generated directly from a formal model of the OAIS-IF. This detailed information is presented using the object-oriented paradigm. Each class, attribute, and relationship is formally defined using text and UML diagrams. It is anticipated that these sections will be primarily applicable to system developers but will be of interest to other stakeholders.

It is expected that after this document is approved and published by CCSDS, the model will be made available online by CCSDS. This should be a valuable aid to system developers of OAIS-IF systems.

1.6.2 TYPOGRAPHICAL CONVENTIONS

There are many terms which are used in this framework and which need to have well-defined meanings. These terms are defined in subsection 1.6.2. When first used in the text, they are shown in bold and are capitalized. Subsequent use employs capitalization only. Because of their extensive use in this document, the defined terms ‘data’ and ‘information’ will not always be capitalized unless they are part of another defined term. The defined term ‘archive’ will not be capitalized unless it is used as the equivalent of an ‘OAIS Archive’.

Many diagrams are included throughout this reference model, primarily in Sections 4 and 6. In text discussing the diagrams, block names are capitalized and flows are italicized.

1.7 DEFINITIONS

1.7.1 ACRONYMS AND ABBREVIATIONS

AIC	Archival Information Collection
AIP	Archival Information Package
AIU	Archival Information Unit
API	Application Programming Interface
ASCII	American Standard Code for Information Interchange
CCSDS	Consultative Committee for Space Data Systems
CD-ROM	Compact Disk - Read Only Memory
CDO	Content Data Object
CRC	Cyclic Redundancy Check
CSV	Comma Separated Value
DBMS	Data Base Management System
DIP	Dissemination Information Package
DRM	Digital Rights Management

FITS	Flexible Image Transport System
FTP	File Transfer Protocol
HFMS	Hierarchical File Management System
IEEE	Institute of Electrical and Electronics Engineers
IETF	Internet Engineering Task Force
ISBN	International Standard Book Number
ISO	International Organization for Standardization
MPEG	Moving Picture Experts Group
OAIS	Open Archival Information System
PDF	Portable Document Format
PDI	Preservation Description Information
QA	Quality Assurance
RFC	Request For Comment
SIP	Submission Information Package
UML	Unified Modeling Language
VHS	Video Home System
WWW	World Wide Web
XFDU	XML Formatted Data unit
XML	eXtensible Markup Language

1.7.2 TERMINOLOGY

There are many terms which are used in this standard and which need to have well-defined meanings. These terms are defined in this subsection. When first used in the text, they are shown in bold and are capitalized. Subsequent use employs capitalization only.

This standard is applicable to all disciplines and organizations that do, or expect to, preserve and provide information in digital form, these terms cannot match all of those familiar to any particular discipline (e.g., traditional archives, digital libraries, science data centers). Rather, the approach taken is to use terms that are not already overloaded with meaning so as to reduce conveying unintended meanings. Therefore, it is expected that all disciplines and organizations will find that they need to map some of their more familiar terms to those of the OAIS Reference Model and OAIS-IF. This should not be difficult and is viewed as a contribution, rather than a deterrent, to the success of these

standards. For example, archival science focuses on preservation of the ‘record’. This term is not used in these standards, but one mapping might approximately equate it with ‘Content Data Object within an Archival Information Package’.

TERMS TO BE SUPPLIED (Probably after current OAIS Red Book is published)

1.8 REFERENCES

The following publications contain provisions which, through reference in this text, constitute provisions of this document. At the time of publication, the editions indicated were valid. All publications are subject to revision, and users of this document are encouraged to investigate the possibility of applying the most recent editions of the publications indicated below. The CCSDS Secretariat maintains a register of currently valid CCSDS publications.

[Only references required as part of the specification are listed in the References subsection. See CCSDS A20.0-Y-4, *CCSDS Publications Manual* (Yellow Book, Issue 4, April 2014) for additional information on this subsection.]

Reference Model for an Open Archival Information System (OAIS). Magenta Book. CCSDS 650.0-M-2 Issue 2. June 2012. (to be changed to Issue 3 when issue 3 is released)

Audit and Certification of Trustworthy Digital Repositories. Magenta Book. Recommended Practice CCSDS 652.0-M-1. September 2011. (to be changed when issue 3 is released)

OTHER REFERENCES TO BE SUPPLIED

2 OVERVIEW

The following concepts set the context for normative definitions starting in section 3.

2.1 OAIS INTEROPERABILITY FRAMEWORK (OAIS-IF)

An OAIS Archive is an organization that intends to preserve information for access and use by a Designated Community.

An Open Archival Information System (OAIS) is an Archive, an organization that intends to preserve information for access and use by a Designated Community. It meets a set of responsibilities that allows an OAIS Archive to be distinguished from other uses of the term ‘Archive’.

The OAIS Interoperability Framework (OAIS-IF) is a framework based on the concepts presented in the OAIS Reference Model (RM) and augmented with features designed during several decades of digital archive development. The OAIS-IF is designed to be implementable and is an interoperable framework that fosters the acquisition, stewardship, and continuing access to data products, related information resources, and services for a Designated Community.

The environment surrounding an OAIS includes Management, Consumers, and Producers. The resulting environment of the OAIS-IF is illustrated in figure 1.

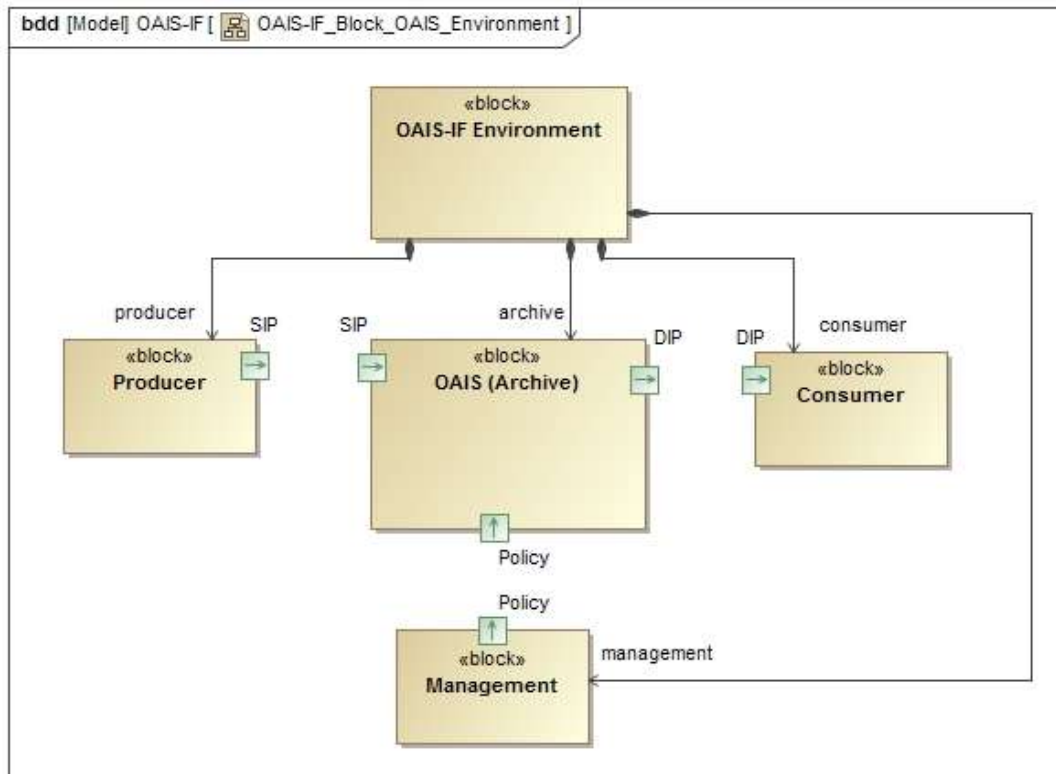


Figure 1 - OAIS Environment

Management is the role played by those who set overall OAIS policy as one component in a broader policy domain, for example as part of a larger organization.

Producer is the role played by those persons or client systems that provide the information to be preserved. This can include other OAISeS or internal OAIS persons or systems. A Producer creates a Submission Information Package(s) (SIPs) and submits it to the Archive where it is processed into one or more Archival Information Packages (AIPs).

A Consumer is the role played by those persons, or client systems, who interact with OAIS services to find preserved information of interest and to access that information. A Consumer receives a Dissemination Information Package(s) (DIP) from the Archive.

2.2 OAIS FUNCTIONAL ENTITIES

Within an OAIS (Archive), an OAIS Functional Entity is an entity responsible for an operational function in a specific part of an Open Archive Information System (OAIS). The OAIS functional entities include Access, Administration, Archival Storage, Data Management, Ingest, and Preservation Planning. The OAIS Interoperability Framework, being based on the OAIS Reference Model, has an additional functional entity the Adapter Layer.

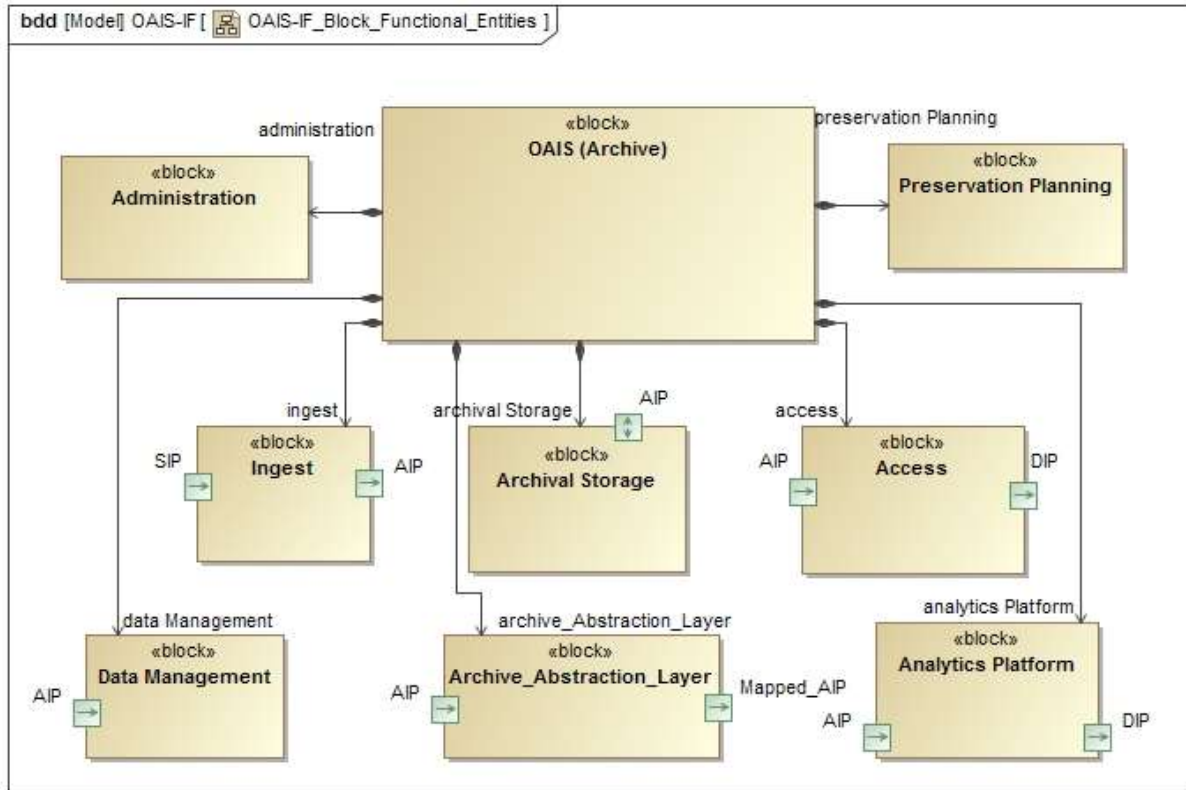


Figure 2 - OAIS Functional Entities

The Access Functional Entity (aka Access) contains the services and functions which make the archival information holdings and related services visible to Consumers. Access generates and provides a Dissemination Information Packages (DIP) to a Consumer, produces a Query Response for a Consumer, and provides Report Assistance to a Consumer.

The Administration Functional Entity (aka Administration) contains the services and functions needed to control the operation of the other OAIS functional entities on a day-to-day basis. For Consumers and Producers Administration sends Information Requests, Bills and Special Request Responses to Consumers. Final Ingest Report and possible liens are sent to a Producer.

The Archival Storage Functional Entity (aka Archival Storage) contains the services and functions used for the storage and retrieval of Archival Information Packages (AIPs).

The Data Management Functional Entity (aka Data Management) contains the services and functions for populating, maintaining, and accessing a wide variety of information. Some examples of this information are catalogs and inventories on what may be retrieved from Archival Storage, processing algorithms that may be run on retrieved data, Consumer access statistics, Consumer billing, Event Based Orders, security controls, and OAIS schedules, policies, and procedures.

The Ingest Functional Entity (aka Ingest) contains the services and functions that accept Submission Information Packages (SIPs) from Producers, prepares Archival Information Packages for storage, and ensures that Archival Information Packages and their supporting Descriptive Information become established within the OAIS. Ingest sends Receipt Confirmation to a Producer.

The Preservation Planning Functional Entity (aka Preservation Planning) provides the services and functions for monitoring the environment of the OAIS and provides recommendations and preservation plans to ensure that the information stored in the OAIS remains accessible to, and understandable by, and sufficiently usable by, the Designated Community over the Long Term, even if the original computing environment becomes obsolete. Preservation Planning surveys a Consumer and surveys a Producer.

The Adapter Layer Functional Entity provides a mapping and possible translation between an object class in the OAIS Information Model and an object class in a non-conforming information model. For example a Consumer asking for Provenance Information as defined in the OAIS Information Model could receive information about a derived product, the source products, and processing software that was grouped and classified as processing history in a non-OAIS information package. This is of course if the Adapter Layer had definitions of the two information models, how their components were related, and how to translate from one to the other if needed.

The Analytical Platform is a unified data analysis solution designed to address the demands of users beyond the data management infrastructure necessary for using a long-term trusted digital repository. In general it provides contextual analyzed data from across the repository and joins different tools for creating analytics systems.

2.3 OAIS INTEROPERABILITY FRAMEWORK DEFINITION

The OAIS Interoperability Framework (OAIS-IF) supports the Producer and Consumer as they perform their roles and interact with the Ingest and Access functional entities of an OAIS. Three viewpoints of the framework are presented, an abstract component architecture, an information model, and an abstract functional interface. The abstract component architecture consists of a hierarchy of three major components: Client, OAIS Interoperability Framework, and OAIS IF Archive. The OAIS Interoperability Framework in turn consists of the Consumer and Producer Interfaces, the OAIS Information Model, and the Adapter layer.

The OAIS Information Model provides the framework's domain of discourse. The entities defined in the domain of discourse are the objects passed between functional entities of the framework. For example, the OAIS Digital Object is passed between a Consumer and an archive.

The abstract functional interface is defined within the Abstraction Layer and consists of formally interfaces and their operations. These interfaces must be implemented by the functional entities. For example, an Adapter for an archive must implement the Adapter Interface, Message Interface, and the Identifier Interface. Due to inheritance, the Adapter also implements the Information Object Interface.

The communication protocols necessary for a Client to establish communication with an archive are facilitated through a standardized End Point Connection. The administration of this End Point Connection can be performed through diverse methods, ranging from registration within an globally

accessible "switch board" to direct incorporation into either clients or archives. The adapters utilized by the Consumer Interface, Producer Interface, and an archive function harmoniously via their corresponding End Point Connections, enabling the transmission of Messages. Each Message is capable of carrying any entity defined in the Information Model. Consequently, any pair of interconnected functional entities that implement the Information Object Interface are thereby enabled to interact seamlessly.

.



3 INTEROPERABILITY FRAMEWORK

In this section the environment in which the OAIS Interoperability Framework (OAIS-IF) exists is first diagrammed to provide the context for the normative sections of the document, the OAIS-IF Interfaces and the OAIS Information Model. [CN]. The primary components, Client, OAIS Interoperability Framework, and OAIS_IF_Archive, are decomposed into their constituent sub-components down to the level of individual class and interface definitions. The entities comprising the OAIS Information Model and the Access and Ingest functional entities come directly from the OAIS Reference Model. A new component, End Point Connection, has been added to define the communication protocols necessary for a Client to establish communication with an archive.

The components represent modular part of the system that encapsulates the state and behavior of a set of elements such as attributes and methods. Their behavior is defined in terms of required interfaces.

3.1 CLIENT

The Client component represents a computer system or process that requests a service of another computer system or process (a server) using a specific protocol and accepts the server's responses. The Client class is a Component. This section is informative.

3.1.1 CONSUMER_APPLICATION_LAYER

The Consumer Application Layer contains a program or group of programs designed for a Consumer. The Consumer Application Layer component is a Component and is an element of Client. This section is informative.

3.1.1.1 Consumer_Archive_Application

The Consumer Archive Application object class represents an application for use by a user performing the role of a consumer in a data archive. The Consumer Archive Application chooses a particular Specific Adapter that accommodates the suitable End Point Connection. This selection allows the application to initiate requests for both Information Packages and Dissemination Information Packages via the Access service. As an application it may invoke OAIS Interoperability Framework services either through functions calls by consuming the framework or through an Application Programming Interface (API) developed as a wrapper for the framework. The Consumer Archive Application is an element of the Consumer Application Layer.

3.1.2 PRODUCER_APPLICATION_LAYER

The Producer Application Layer contains a program or group of programs designed for Producers. The Producer Application Layer component is a subclass of Component and is an element of Client. This section is informative.

3.1.2.1 Producer_Archive_Application

The Producer Archive Application object class represents an application for use by a user performing the role of a producer in a data archive. The Producer Archive Application chooses a particular Specific Adapter that accommodates the suitable End Point Connection. This selection allows the application to initiate the ingest function through the Ingest service. As an application it may invoke OAIS Interoperability Framework services either through functions calls by consuming the framework or through an Application Programming Interface (API) developed as a wrapper for the framework. The Producer Archive Application is an element of the Producer Application Layer.

3.2 OAIS_INTEROPERABILITY_FRAMEWORK

The OAIS Interoperability Framework component represents a layered distributed application structure that partitions tasks between the providers and the requesters of services and resources. As seen in Figure 4, a resource of type Information Object is passed between two application stacks over a communication channel. The roles of provider and requester can be held alternately by either stack.

The framework has two types of adapters, the generic and specific adapter. Generic Adapters are components of the Generic Adapter Layer and provide interfaces for communicating between application stacks. The Generic Adapter implements standard interfaces for requesting and sending an Information Object. The Generic Adapter interface is normative.

Specific Adapters are components of the Specific Adapter Layers and provide interfaces for client and archive software. Specific Adapters extend the Generic Adapter and implement the standard generic adapter interfaces. Specific Adapters may also implement custom-made interfaces for clients and archives that are not OAIS compliant. The choice of Specific Adapters to use by the client or archive components are identified external to the Generic Adapter layer. The Specific Adapter Interface is informative.

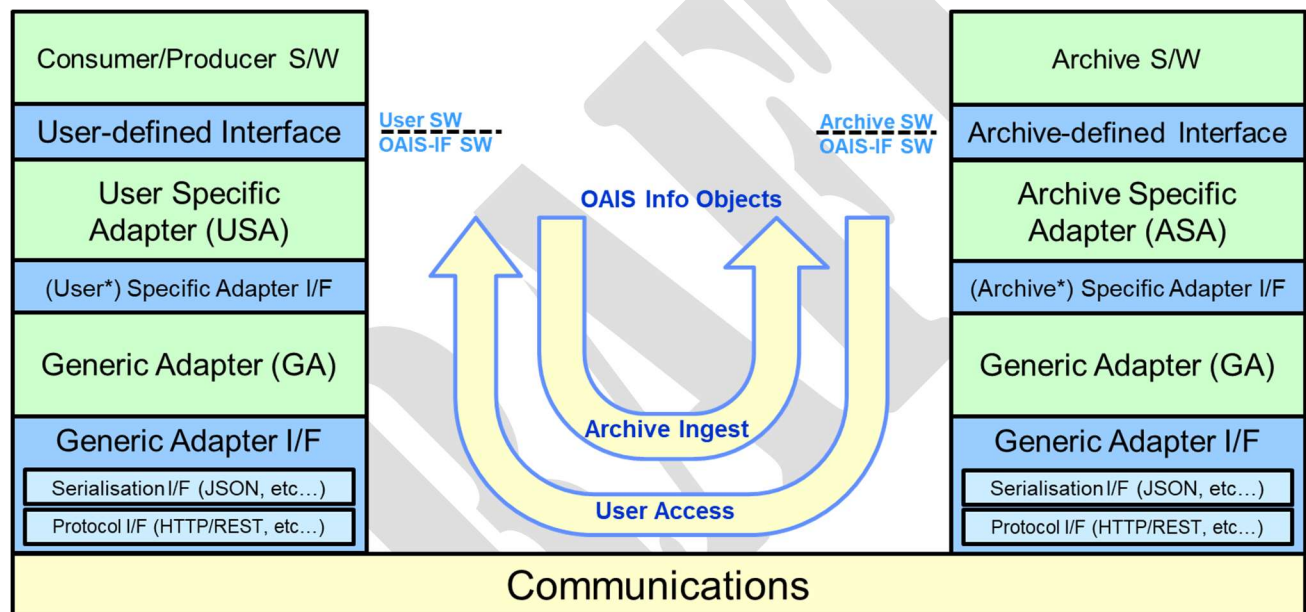


Figure 4 – Framework Adapter Stack

Notes on Figure 4:

- *Specific Adapters may be the same on both User and Archive side, or they may be unique on each side. The DAI WG goal is that they can be the same, but that is not yet settled. (hence the parenthetical, for now.)
- Blue boxes are planned as CCSDS Blue Books (normative), green boxes described in the OAIS-IF Green Book (informative).
- OAIS-IF defines only interfaces as Blue Books. The roles of the adapters are discussed in the (informative) Green Book. Within the adapters, however, functionality may be required for the functions necessary to meet the specified interface. OAIS-IF will initially cite JSON and

HTTP/REST for serialization and protocol functions, but other options may be standardized in later versions or additional documents.

In Figure 4, a communication network is used to pass OAIS Information Objects between two adapter stacks, representing the Access and Ingest data flows. The Protocol interface enables the two stacks to communicate with each other over networked devices. The serialization interface serializes (i.e., translates) the Information Object data structure into a format that can be transmitted over the network and then de-serializes (i.e., reconstructs) the Information Object after the transmission is complete.

The Hypertext Transfer Protocol (HTTP) communication protocol and the JavaScript Object Notation (JSON) data format are both broadly accepted for transporting data over communication networks and are included as default implementations. Additional options for these implementations may be adopted by implementers, or may be added as optional specifications in future iterations of this document (or new documents in the OAIS-IF Document Tree). However, users/archives must settle on the same implementation in order to guarantee interoperability.

The generic adapter provides a set of interfaces for sending and requesting messages between the users and archives. The payload of the message is an Information Object and the message itself is an Information Object. The Information Object interfaces provide methods for manipulating the components of the Information Object and are inherited by the subclasses of Information Object, for example, Information Package, Preservation Description Information, Representation Information, and Content Information.

3.2.1 GENERIC ADAPTER LAYER

The Generic Adapter Layer contains the Generic Adapter and other core framework classes that are designed for requesting and sending an Information Object between software components. The Generic Adapter Layer is a component of the OAIS Interoperability Framework. This section is normative.

3.2.1.1 Adapter

An Adapter (Binding) is a wrapper library that bridges two programming languages so that a library written for one language can be used in another language. An OAIS-IF adapter is a bridge between client and archive software components.

The Adapter provides a set of interfaces for passing Information Objects between the software components. It must implement the Message Interface and provide a standard protocol or interaction pattern for passing Information Objects between the components. It also implements identifier,

protocol, and serialization interfaces that are needed to identify and transfer Information Objects over a communication network.

A software component can implement an adapter by either consuming the adapter or wrapping the adapter in an Application Programming Interface (API). The Adapter is an element of the several Adapter Layers within the OASIS Interoperability Framework component.

3.2.1.2 Generic Adapter

The Generic Adapter is an Adapter that implements the Generic Adapter interfaces. The Generic Adapter is a class designed for requesting and sending the Information Object class and its subclasses. This section is normative.

3.2.1.2.1 Adapter_Interface

All Known Implementing Classes:

AbstractClient

```
public interface AdapterInterface
```

The Adapter Interface is a well-defined entry point for sending and getting Information Packages.

This interface provides the primary inter-operability interface.

3.2.1.2.1.1 Method Summary

All Methods	
Modifier and Type	Method and Description
void	<code>asyncGetPackage(Identifier identifier, Message message)</code> The <code>asyncGetPackage</code> method enqueues a Request to the specified receiver for one or more Information Objects.
void	<code>asyncSendPackage(Identifier identifier, Message message)</code> The <code>asyncSendPackage</code> method sends an InfoObject to the specified receiver.
Identifier []	<code>getEndpoints(String source)</code>

	The <code>getEndPoints</code> method returns a set of End Point Connection as a list of Identifiers.
void	<pre>syncSendPackage(Identifier identifier, Message message)</pre> <p>The <code>syncSendPackage</code> method sends an InfoObject to the specified receiver.</p>

3.2.1.2.1.2 Method Detail

3.2.1.2.1.2.1 `asyncGetPackage`

```
void asyncGetPackage(Identifier identifier, Message message)
```

The `asyncGetPackage` method enqueues a Request to the specified receiver for one or more Information Objects. The method sends the query as an InfoObject by including it as the RepInfo of a Message and using the Request Asynchronous interaction pattern. The results are expected as the Data Object of the Message.

Parameters:

`identifier` - the identifier of the receiver

`message` - the request as the Data Object of a Message

3.2.1.2.1.2.2 `asyncSendPackage`

```
void asyncSendPackage(Identifier identifier, Message message)
```

The `asyncSendPackage` method sends an InfoObject to the specified receiver. The method sends the InfoObject as the Data Object of a Message using the Request Asynchronous interaction pattern. The results are expected in the RepInfo of the Message.

Parameters:

`identifier` - the identifier of the receiver

`message` - a message containing the Info Object being sent.

3.2.1.2.1.2.3 `syncSendPackage`

```
void syncSendPackage(Identifier identifier, Message message)
```

The `syncSendPackage` method sends an InfoObject to the specified receiver. The method sends the InfoObject as the Data Object of a Message using the Request Synchronous interaction pattern. The results are expected in the RepInfo of the Message.

Parameters:

`identifier` - the identifier of the receiver

`message` - a message containing the Info Object being sent.

3.2.1.2.1.2.4 `getEndPoints`

```
Identifier[] getEndPoints(String source)
```

The `getEndPoints` method returns a set of End Point Connection as a list of Identifiers. sends an InfoObject to the specified receiver. The method sends the InfoObject as the Data Object of a Message using the Request Synchronous interaction pattern. The results are expected in the RepInfo of the Message.

Parameters:

`source` - the identifier of the source

Returns: Identifier [] a list of End Point Connections.

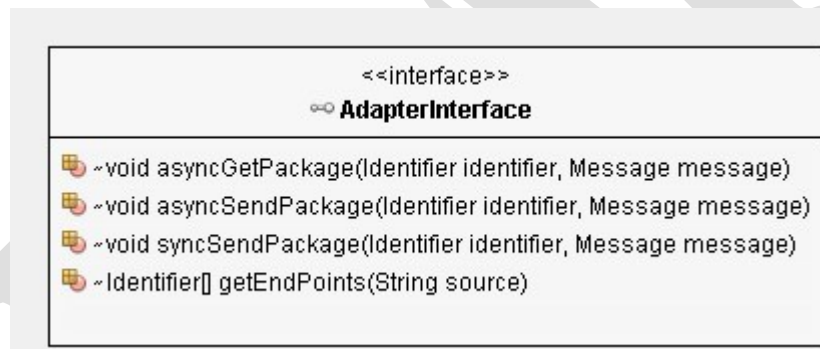


Figure 5 - Adapter Interface

The Adapter interface passes Information Objects between software components through the implemented Message Interface. The Interaction Diagram in Figure 6 illustrates seven interaction behaviors involving the flow of messages between the two adapters. Interactions 1 and 2 set up the communication channel between the two adapters.

In Interactions 3, a Message, a subclass of Information Object, is passed to the second adapter and contains a request. Before being sent, the Message is serialized into a Digital Object. In Interaction 5, the Message is returned to the sender and contains the query result as an Information Object. Interaction 3 and 5 together implement the “Request” interaction protocol, a two phased interaction where the sent Message is expected to be returned to the sender.

Interaction 4 allows an adapter to navigate the Representation Network to identify and return a specific instance of Representation Information. Interaction 6 and 7 allow for changing the specific adapters and communication protocols.

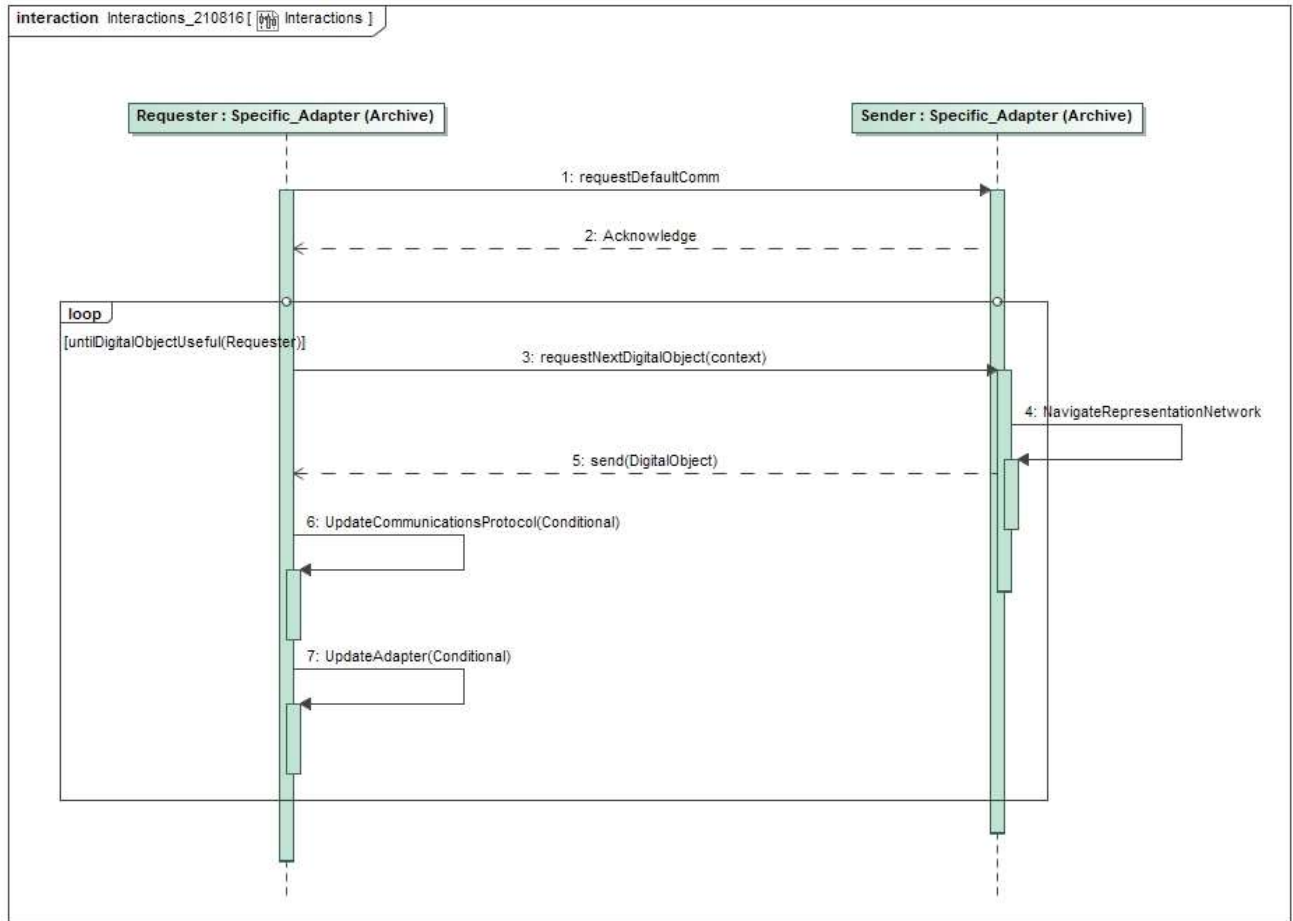


Figure 6 - Interaction Diagram

3.2.1.2.2 Abstract Generic Adapter

An Abstract Generic Adapter is shown in Figure 5. The Adapter object class is an abstract class from which more specialized adapters can be extended. The Adapter object class implements the Message Interface to provide a standard protocol or interaction pattern for passing Information Objects between software components. It also implements identifier, protocol, and serialization interfaces that are needed to identify and transfer Information Objects over a communication network. The methods required for manipulating the components of an Information Object and its extensions, are defined by the Information Object's interfaces. The Request Interaction Protocol is a necessary and sufficient

protocol for message passing. This Abstract client can be used by Consumers, Producers, and Archives.

It is an element of the Adapter Layer components. This section is normative.



Figure 7 - Abstract (Generic) Adapter Implementing the Adapter Interface

3.2.1.3 Information_Object

Information Object: A Data Object together with its Representation Information. [C1]

The Information Object class is composed of a Data Object and a Representation Information class. It implements the Information Object Interface is managed by an Archival Storage functional entity, and is an element of the OAIS Interoperability Framework component. This section is normative.

3.2.1.3.1 Information_Object_Interface

The Information Object Interface is a well-defined entry point for accessing an Information Object. The interface is an element of the Abstraction Layer component. This section is normative.

- All Known Implementing Classes: AccessRightsInformation, ContentInformation, ContextInformation, FixityInformation, InfoObject, PackagedInformation, ProvenanceInformation, ReferenceInformation, RepresentationInformation

public interface InfoObjectInterface

The InfoObject (Information Object) Interface is a well-defined entry point and contract for getting and putting Information Objects and its components.

3.2.1.3.1.1 Method Summary

All Methods	
Modifier and Type	Method and Description
Object	<u>getDataObject()</u> The <u>getDataObject</u> method returns the Data Object component of this Information Object.
Identifier	<u>getDataObjectID()</u> The <u>getDataObjectID</u> method returns the identifier of the Data Object component of this Information Object.
Identifier	<u>getInfoObjectID()</u> The <u>getInfoObjectID</u> method returns the identifier of this Information Object.
<u>InfoObject</u>	<u>getRepInfo()</u> The <u>getRepInfo</u> method returns the Representation Information component of this Information Object.
Object	<u>getRepInfoDataObject()</u> The <u>getRepInfoDataObject</u> method returns a Data Object component of this Information Object.

Identifier	<pre>getRepInfoDataObjectID()</pre> <p>The <code>getRepInfoDataObjectID</code> method returns the Identifier of a Data Object component of this Information Object.</p>
void	<pre>setDataObject(Identifier identifier, DataObject dataObject)</pre> <p>The <code>setDataObject</code> method sets the Data Object component of this Information Object.</p>
void	<pre>setInfoObjectID(Identifier identifier)</pre> <p>The <code>setInfoObjectID</code> method sets the identifier of this Information Object.</p>
void	<pre>setRepInfoDataObject(Identifier identifier, RepInfoDataObject repInfoDataObject)</pre> <p>The <code>setRepInfoDataObject</code> method sets a Data Object component of this Information Object.</p>

3.2.1.3.1.2 Method Detail

3.2.1.3.1.2.1 `getInfoObjectID`

```
getInfoObjectID()
```

The `getInfoObjectID` method returns the identifier of this Information Object.

Returns: Identifier - the identifier of this InfoObject

3.2.1.3.1.2.2 `getDataObjectID`

```
getDataObjectID()
```

The `getDataObjectID` method returns the identifier of the Data Object component of this Information Object.

Returns: Identifier - the identifier of the DataObject

3.2.1.3.1.2.3 `getRepInfoDataObjectID`

```
getRepInfoDataObjectID()
```

The `getRepInfoDataObjectID` method returns the Identifier of a Data Object component of this Information Object. More specifically this method returns the Identifier of the Data Object of the Representation Information for this Information Object.

Returns: Identifier - the identifier of the `RepInfoDataObject`

3.2.1.3.1.2.4 `getDataObject`

```
getDataObject()
```

The `getDataObject` method returns the Data Object component of this Information Object.

Returns: Object - the `DataObject` for this `InfoObject`

3.2.1.3.1.2.5 `getRepInfo`

```
InfoObject getRepInfo()
```

The `getRepInfo` method returns the Representation Information component of this Information Object.

Returns: `InfoObject` - the `RepInfo` for this `InfoObject`

3.2.1.3.1.2.6 `getRepInfoDataObject`

```
getRepInfoDataObject()
```

The `getRepInfoDataObject` method returns a Data Object component of this Information Object. More specifically this method returns the Data Object of the Representation Information for this Information Object.

Returns: Object - the `DataObject` for this `InfoObject`'s `RepInfo`

3.2.1.3.1.2.7 `setInfoObjectID`

```
void setInfoObjectID(Identifier identifier)
```

The `setInfoObjectID` method sets the identifier of this Information Object.

Parameters:

`identifier` - the identifier for this `InfoObject`

3.2.1.3.1.2.8 `setDataObject`

```
void setDataObject(Identifier identifier, DataObject dataObject)
```

The `setDataObject` method sets the Data Object component of this Information Object.

Parameters:

identifier - the identifier for this DataObject
 dataObject - the DataObject for this InfoObject

3.2.1.3.1.2.9 setRepInfoDataObject

```
void setRepInfoDataObject(Identifier identifier,
                          RepInfoDataObject repInfoDataObject)
```

The setRepInfoDataObject method sets a Data Object component of this Information Object. More specifically this method sets the Data Object of the Representation Information for this Information Object.

Parameters:

identifier - the identifier for this dataObject
 repInfoDataObject - the RepInfoDataObject for this InfoObject's RepInfo

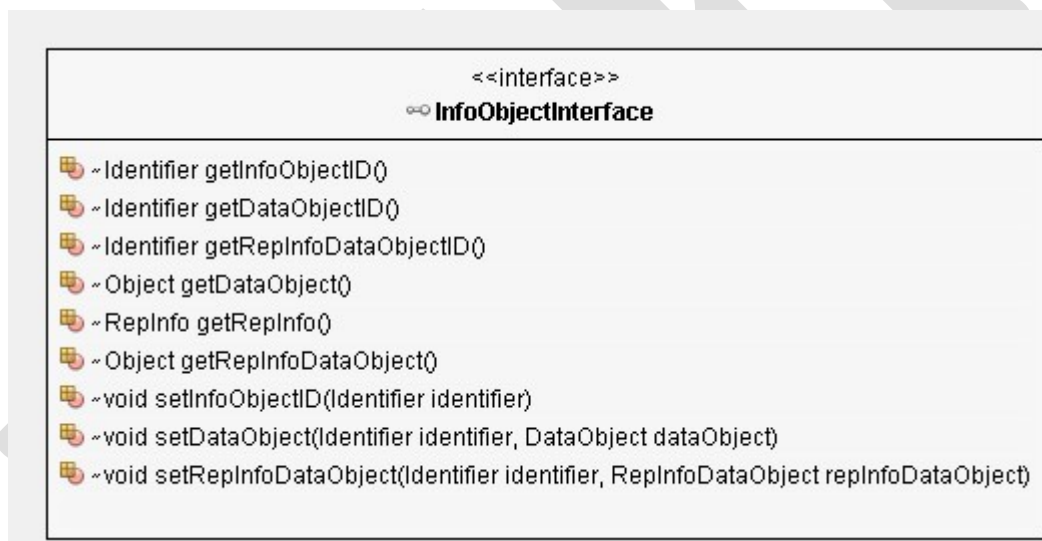


Figure 8 - Information Object Interface

3.2.1.4 Data_Object

Information Object: A Data Object together with its Representation Information. [C1]

The Information Object class is composed of a Data Object and a Representation Information class. It implements the Information Object Interface is managed by an Archival Storage functional entity, and is an element of the OAIS Interoperability Framework component. This section is normative.

3.2.1.4.1 Data_Object_Interface.

The Data Object Interface is a well-defined entry point for accessing a Data Object. The interface requires a getObject method and is an element of the Abstraction Layer component. This section is normative.

- All Known Implementing Classes: DataObject

```
public interface DataObjectInterface
```

The Data Object Interface is a well-defined entry point for getting and putting the Identifier and Object of a Data Object.

3.2.1.4.1.1 Method Summary

All Methods	
Modifier and Type	Method and Description
Identifier	<u>getIdentifier()</u> The getIdentifier method returns the Identifier of this DataObject.
Object	<u>getObject()</u> The getObject method returns the Object for this Data Object
void	<u>setObject(Identifier identifier, Object object)</u> The setObject method sets the object for this Data Object.

3.2.1.4.1.2 Method Detail

3.2.1.4.1.2.1 getIdentifier

```
Identifier getIdentifier()
```

The getIdentifier method returns the Identifier of this DataObject.

Returns: Identifier - the identifier for this DataObject

3.2.1.4.1.2.2 getObject

```
getObject()
```

The getObject method returns the Object for this Data Object

Returns: Object - the object for this dataObject

3.2.1.4.1.2.3 setObject

```
void setObject(Identifier identifier, Object object)
```

The setObject method sets the object for this Data Object.

Parameters:

identifier - the identifier for this dataObject

object - the object for this dataObject

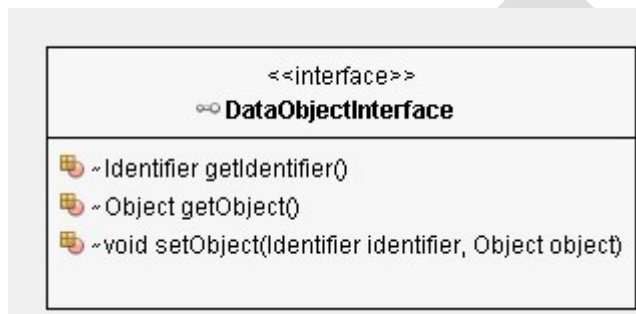


Figure 9 - Digital Object Interface

3.2.1.5 Representation_Information_Data_Object

The Representation Information Data Object class implements the Representation Information Data Object Interface and returns Representation Information as a Data Object. In other words the Data Object returned is the representation information component of an Information Object, not Representation_Information as a subclass of Information Object. It is managed by an Archival Storage functional entity and is an element of the OAIS Interoperability Framework component. This section is normative.

3.2.1.5.1 Representation Information Data Object Interface

The Representation Information Data Object Interface is a well-defined entry point for accessing the Data Object of an Information Object's Representation. The interface is an element of the Abstraction Layer component. This section is normative.

- All Known Implementing Classes: RepInfoDataObject

```
public interface RepInfoDataObjectInterface
```

The Representation Information Data Object Interface is a well-defined entry point for getting and putting the Identifier and Object of a Data Object, the Data Object of an Information Object's Representation Information.

3.2.1.5.1.1 Method Summary

All Methods	
Modifier and Type	Method and Description
Identifier	<pre>getIdentifier()</pre> <p>The <code>getIdentifier</code> method returns the Identifier of this <code>RepInfoDataObject</code>.</p>
Object	<pre>getObject()</pre> <p>The <code>getObject</code> method returns the Object for this <code>RepInfoDataObject</code>.</p>
void	<pre>setObject(Identifier identifier, Object object)</pre> <p>The <code>setObject</code> method sets the Object for this <code>RepInfoDataObject</code>.</p>

3.2.1.5.1.2 Method Detail

3.2.1.5.1.2.1 getIdentifier

```
Identifier getIdentifier()
```

The `getIdentifier` method returns the Identifier of this `RepInfoDataObject`.

Returns: Identifier - the identifier for this `repInfoDataObject`

3.2.1.5.1.2.2 getObject

```
getObject()
```

The `getObject` method returns the Object for this `RepInfoDataObject`.

Returns: Object - the object for this `repInfoDataObject`

3.2.1.5.1.2.3 setObject

```
void setObject(Identifier identifier, Object object)
```

The setObject method sets the Object for this RepInfoDataObject.

Parameters:

identifier - the identifier for this repInfoDataObject

object - the object for this repInfoDataObject

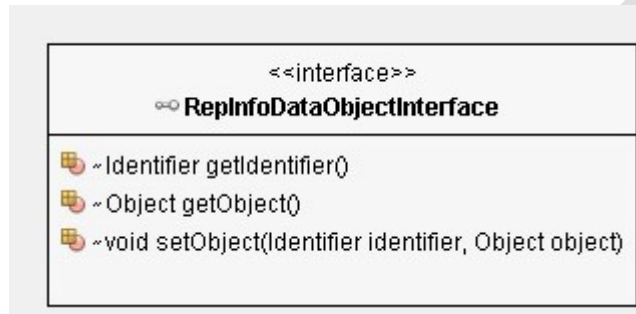


Figure 10 - Representation Information Data Object Interface

3.2.1.6 Identifier

The Identifier class provides a unique name to an entity to identify it as distinct from other entities.

3.2.1.6.1 Identifier_Interface

The Identifier Interface is a well-defined entry point for accessing the identifier. The interface requires a setAdapter method and is an element of the Abstraction Layer component. This section is normative.

All Known Implementing Classes:
[EndPointConnection](#)

```
public interface IdentifierInterface
```

The Identifier Interface is a well-defined entry point and contract for an Identifier. An Identifier names an Object.

3.2.1.6.1.1 Method Summary

All Methods	
Modifier and Type	Method and Description
Object	<u>getIdentifier()</u> The getIdentifier method returns the identifier.
void	<u>setIdentifier(java.lang.Object id)</u> The setIdentifier method stores an Identifier.

3.2.1.6.1.2 Method Detail

3.2.1.6.1.2.1 getIdentifier

```
Object getIdentifier()
```

The getIdentifier method returns the identifier.

Returns: Object the identifier of an Object.

3.2.1.6.1.2.2 setIdentifier

```
void setIdentifier(java.lang.Object id)
```

The setIdentifier method stores an Identifier.

Parameters:

id - the identifier of an Object.

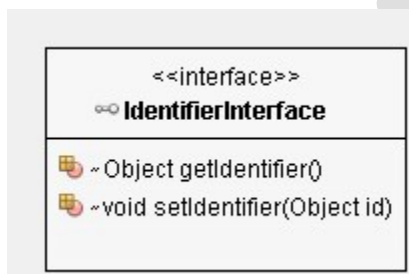


Figure 11 - Identifier Interface

3.2.1.7 Message

The Message class a message is an object, which is sent by a sender, to a receiver.

3.2.1.7.1 Message_Interface

The Message Interface is a well-defined entry point for accessing the components of a Message. The interface is an element of the Adapter Layer component. This section is normative.

- All Superinterfaces:

InfoObjectInterface

All Known Implementing Classes: Message

```
public interface MessageInterface
extends InfoObjectInterface
```

The Message Interface is a well-defined entry point for getting and putting the components of a Message. The Message class is defined as an extension of the Info Object class. The methods defined are for the local implementation of the Message class.

3.2.1.7.1.1 Method Summary

All Methods	
Modifier and Type	Method and Description
Identifier	<u>getIdentifier()</u> The <u>getIdentifier</u> method returns the identifier of this message.
Identifier	<u>getReceiverId()</u> The <u>getReceiverId</u> method returns the identifier of the receiver
Object	<u>getReceiverIO()</u> The <u>getReceiverIO</u> method returns the object from the receiver.
Identifier	<u>getSenderId()</u>

	The <code>getSenderId</code> method returns the identifier of the sender
Object	<code>getSenderIO()</code> The <code>getSenderIO</code> method returns the object from the sender.
void	<code>setIdentifier(Identifier identifier)</code> The <code>setIdentifier</code> method sets the identifier of this message
void	<code>setReceiverId(Identifier receiverId)</code> The <code>setReceiverId</code> method sets the identifier of the receiver
void	<code>setReceiverIO(Object receiverObject)</code> The <code>setReceiverIO</code> method sets the object from the receiver receiver.
void	<code>setSenderId(Identifier senderId)</code> The <code>setSenderId</code> method sets the identifier of the sender receiver.
void	<code>setSenderIO(Object senderObject)</code> The <code>setSenderIO</code> method sets the object from the sender

3.2.1.7.1.2 Methods inherited from interface InfoObjectInterface

`getDataObject`, `getDataObjectID`, `getInfoObjectID`, `getRepInfo`,
`getRepInfoDataObject`, `getRepInfoDataObjectID`, `setDataObject`,
`setInfoObjectID`, `setRepInfoDataObject`

3.2.1.7.1.3 Method Detail

3.2.1.7.1.3.1 `getIdentifier`

`Identifier getIdentifier()`

The `getIdentifier` method returns the identifier of this message.

Returns: Identifier the identifier of this message

3.2.1.7.1.3.2 `getSenderId`

`Identifier getSenderId()`

The `getSenderId` method returns the identifier of the sender

Returns: Identifier the identifier of the sender

3.2.1.7.1.3.3 `getReceiverId`

```
Identifier getReceiverId()
```

The `getReceiverId` method returns the identifier of the receiver

Returns: Identifier the identifier of the receiver

3.2.1.7.1.3.4 `getSenderIO`

```
Object getSenderIO()
```

The `getSenderIO` method returns the object from the sender.

Returns: Object the Info Object from the sender.

3.2.1.7.1.3.5 `getReceiverIO`

```
Object getReceiverIO()
```

The `getReceiverIO` method returns the object from the receiver. receiver.

Returns: Object the Info Object from the receiver.

3.2.1.7.1.3.6 `setIdIdentifier`

```
void setIdIdentifier(Identifier identifier)
```

The `setIdIdentifier` method sets the identifier of this message

Parameters: `identifier` - the identifier of the message

3.2.1.7.1.3.7 `setSenderId`

```
void setSenderId(Identifier senderId)
```

The `setSenderId` method sets the identifier of the sender receiver.

Parameters: `senderId` - the identifier of the sender

3.2.1.7.1.3.8 `setReceiverId`

```
void setReceiverId(Identifier receiverId)
```

The `setReceiverId` method sets the identifier of the receiver

Parameters: `receiverId` - the identifier of the receiver

3.2.1.7.1.3.9 setSenderIO

```
void setSenderIO(Object senderObject)
```

The setSenderIO method sets the object from the sender

Parameters: senderObject - the object being sent from the sender to the receiver

3.2.1.7.1.3.10 setReceiverIO

```
void setReceiverIO(Object receiverObject)
```

The setReceiverIO method sets the object from the receiver receiver.

Parameters: receiverObject - the object being sent from the receiver to the sender

3.2.1.8 Request

The Request class provides is the “Request” messaging interaction protocol where a message is sent to a receiver and a response is expected from the receiver.

3.2.1.8.1 Request_Interface

The Request Interface is a well-defined entry point for an interaction protocol that sends a message and receives a response. The interface is an element of the Adapter Layer component. This section is normative.

- All Known Implementing Classes: Request

```
public interface RequestInterface
```

The Request Interface is a well-defined entry point for message enqueue and dequeue.

3.2.1.8.1.1 Method Summary

All Methods	
Modifier and Type	Method and Description
boolean	<p><u>RequestDequeue</u>(Identifier messageID)</p> <p>The RequestDequeue method dequeues the provided message</p>

void	<pre>RequestEnqueue(Identifier messageID, Message message)</pre> <p>The Request Enqueue method enqueues the provided message</p>
------	--

3.2.1.8.1.2 Method Detail

3.2.1.8.1.2.1 RequestEnqueue

```
void RequestEnqueue(Identifier messageID, Message message)
```

The Request Enqueue method enqueues the message to be sent.

Parameters:

messageID - the identifier of the Message to enqueue
message - the Message to enqueue

3.2.1.8.1.2.2 RequestDequeue

```
boolean RequestDequeue(Identifier messageID)
```

The RequestDequeue method dequeues the message returned.

Parameters:

messageID - the identifier of the Message to dequeue

Returns: boolean - true if the dequeue was successful

3.2.1.9 EndPointConnection

The End Point Connection class contains the properties of a connection to a physical device that connects to and exchanges information over a computer network. The EndPointConnection class is an entry in the switchboard of the OAIS (Open Archival Information System).

3.2.1.9.1 EndPointConnection Interface

The End Point Connection Interface is a well-defined entry point for retrieving the properties of an End Point Connection. The interface is an element of the Adapter Layer component. This section is normative.

- All Known Implementing Classes: EndPointConnection

```
public interface EndPointConnection Interface
```

The Request Interface is a well-defined entry point for retrieving the properties of an End Point Connection.

3.2.1.9.1.1 Method Summary

All Methods	
Modifier and Type	Method and Description
String	<u>getClientTitle</u> () The getClientTitle method returns the title of the end point connection.
String	<u>getClientDescription</u> () The getClientDescription method returns the description of the end point connection.
String	<u>getClientPortId</u> () The getClientPortId method returns the port ID of the end point connection.
String	<u>getClientAuthenticationMethodType</u> () The getClientAuthenticationMethodType method returns the authentication method type of the end point connection.
String	<u>getClientSerializationType</u> () The getClientSerializationType method returns the serialization type of the end point connection.
String	<u>getClientProtocolType</u> () The getClientProtocolType method returns the protocol type of the end point connection.

3.2.1.9.1.2 Method Detail

3.2.1.9.1.2.1 getClientTitle

```
String getClientTitle()
```

The getClientTitle method returns the title of the end point connection.

Returns: String - the title

3.2.1.9.1.2.2 getClientDescription

```
String getClientDescription()
```

The getClientDescription method returns the description of the end point connection.

Returns: String - the description

3.2.1.9.1.2.3 getClientPortId

```
String getClientPortId()
```

The getClientPortId method returns the port ID of the end point connection.

Returns: String - the port ID

3.2.1.9.1.2.4 getClientAuthenticationMethodType

```
String getClientAuthenticationMethodType()
```

The getClientAuthenticationMethodType method returns the authentication method type of the end point connection.

Returns: String - the authentication method type

3.2.1.9.1.2.5 getClientSerializationType

```
String getClientSerializationType()
```

The getClientSerializationType method returns the serialization type of the end point connection.

Returns: String - the serialization type

3.2.1.9.1.2.6 getClientProtocolType

```
String getClientProtocolType()
```

The getClientProtocolType method returns the protocol type of the end point connection.

Returns: String - the protocol type

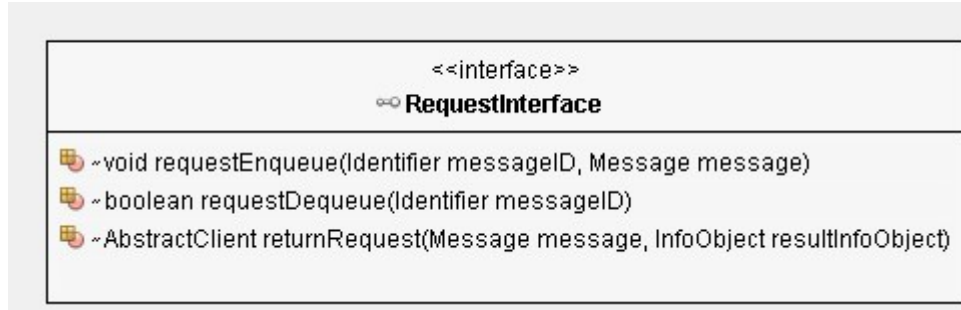


Figure 12 – End Point Connection Interface

3.2.1.10 Switch Board

The Switch Board is a registry of End Point Connections. Each End Point Connection contains the properties of a connection to a physical device that connects to and exchanges information over a computer network.

3.2.1.10.1 Switch Board Interface

The Switch Board Interface is a well-defined entry point for accessing a End Point Connection (Switch Board Entry). The interface is an element of the Adapter Layer component. This section is normative.

- All Known Implementing Classes: SwitchBoard

```
public interface SwitchBoard
```

The Switch Board Interface is a well-defined entry point for accessing a End Point Connection (Switch Board Entry).

3.2.1.10.1.1 Method Summary

All Methods	
Modifier and Type	Method and Description
ArrayList<String>	<p><u>getActiveClientIdArr()</u></p> <p>The <code>getActiveClientIdArr</code> method retrieves an array list of identifiers for active clients in the Switch Board.</p>

3.2.1.10.1.2 Method Detail

3.2.1.10.1.2.1 getActiveClientIdArr

```
ArrayList<String> getActiveClientIdArr()
```

The getActiveClientIdArr method retrieves an array list of identifiers for active clients in the Switch Board.

Returns: ArrayList<String> - an array list of identifiers for active clients

3.2.2 INFORMATION MODEL

The Information Model describe the types of information that are exchanged and managed within an OAIS. This subsection also defines the specific Information Objects that are used within the OAIS to preserve and access the information entrusted to the Archive. This detailed model of OAIS-related Information Objects is intended to aid the architect or designer of future OAIS systems. The objects discussed in this subsection are conceptual and should not be taken to imply any specific implementations. [C2] However the Interfaces described within this document defined normative methods for getting and putting each Information Object.

An information model is a representation of concepts and the relationships, constraints, rules, and operations to specify data semantics for a chosen domain of discourse. This section is normative.

3.2.2.2 Archival_Information_Package

Archival Information Package (AIP): An Information Package, consisting of the Content Information and the associated Preservation Description Information (PDI), which is preserved within an OAIS. [C1]

The Archival Information Package object class is a subclass of the Information Package class and is composed of a Content Information class and a Preservation Description Information (PDI) class. It is also indirectly a subclass of the Information Object class and inherits its properties. It implements the Information Object Interface, is composed of a Data Object and Representation Information, is managed by an Archival Storage functional entity, and is an element of the OAIS Interoperability Framework component. This section is normative.

3.2.2.3 Content_Data_Object

Content Data Object: The Data Object, that together with associated Representation Information, comprises the Content Information. [C1]

The Content Data Object is the Data object of Content Information. It has associated Representation Information, is managed by an Archival Storage functional entity, and is an element of the OAIS Interoperability Framework component. This section is normative.

3.2.2.4 Content_Information

Content Information: A set of information that is the original target of preservation or that includes part or all of that information. It is an Information Object composed of its Content Data Object and its Representation Information. [C1]

The Content Information object class is composed of a Content Data Object and a Representation Information class. It implements the Information Object Interface, is managed by an Archival Storage functional entity, and is an element of the OAIS Interoperability Framework component. Content Information is further described by Preservation Descriptive Information. This section is normative.

3.2.2.5 Context_Information

Context Information: The information that documents the relationships of the Content Information to its environment. This includes why the Content Information was created and how it relates to other Content Information objects. [CC]

The Context Information object class implements the Context Information Interface. The Context Information class is also a subclass of the Information Object class and inherits its properties. It implements the Information Object Interface, is composed of a Data Object and Representation Information, is managed by an Archival Storage functional entity, and is an element of the OAIS Interoperability Framework component. This section is normative.

3.2.2.6 Dissemination_Information_Package

Dissemination Information Package (DIP): An Information Package, derived from one or more AIPs, and sent by Archives to the Consumer in response to a request to the OAIS. [C1]

The Dissemination Information Package object class is a subclass of the Information Package class and is composed of a Content Information class and a Preservation Description Information (PDI) class. It is also indirectly a subclass of the Information Object class and inherits its properties. It implements the Information Object Interface, is composed of a Data Object and Representation Information, is managed by an Archival Storage functional entity, and is an element of the OAIS Interoperability Framework component. This section is normative.

3.2.2.7 Fixity_Information

Fixity Information: The information which documents the mechanisms that ensure that the Content Information object has not been altered in an undocumented manner. An example is a Cyclical Redundancy Check (CRC) code for a file. [C1]

The Fixity Information object class implements the Fixity Information Interface. The Fixity Information class is also a subclass of the Information Object class and inherits its properties. It implements the Information Object Interface, is composed of a Data Object and Representation Information, is managed by an Archival Storage functional entity, and is an element of the OAIS Interoperability Framework component. This section is normative.

3.2.2.8 Information_Package

Information Package: A logical container composed of optional Content Information and optional associated Preservation Description Information. Associated with this Information Package is Packaging Information used to delimit and identify the Content Information and Package Description information used to facilitate searches for the Content Information. [C1]

The Information Package object class is composed of a Content Information class and a Preservation Description Information (PDI) class. It is a subclass of the Information Object class and inherits its properties. It implements the Information Object Interface, is composed of a Data Object and Representation Information, is managed by an Archival Storage functional entity, and is an element of the OAIS Interoperability Framework component. This section is normative.

3.2.2.9 Preservation_Description_Information

Preservation Description Information (PDI): The information which is necessary for adequate preservation of the Content Information and which can be categorized as Provenance, Reference, Fixity, Context, and Access Rights Information. [C1]

The Preservation Description Information object class is composed of Access Rights Information, Context Information, Fixity Information, Provenance Information, and Reference Information. It provides preservation description for Content Information. It is also a subclass of the Information Object class and inherits its properties. It implements the Information Object Interface, is managed by

an Archival Storage functional entity, and is an element of the OAIS Interoperability Framework component. This section is normative.

3.2.2.10 Provenance_Information

Provenance Information: The information that documents the history of the Content Information. This information tells the origin or source of the Content Information, any changes that may have taken place since it was originated, and who has had custody of it since it was originated. The Archive is responsible for creating and preserving Provenance Information from the point of Ingest; however, earlier Provenance Information should be provided by the Producer. Provenance Information adds to the evidence to support Authenticity. [C1]

The Provenance Information object class implements the Provenance Information Interface. The Provenance Information class is also a subclass of the Information Object class and inherits its properties. It implements the Information Object Interface, is composed of a Data Object and Representation Information, is managed by an Archival Storage functional entity, and is an element of the OAIS Interoperability Framework component. This section is normative.

3.2.2.11 Reference_Information

Reference Information: The information that is used as an identifier for the Content Information. It also includes identifiers that allow outside systems to refer unambiguously to a particular Content Information. An example of Reference Information is an ISBN. [C1]

The Reference Information object class implements the Reference Information Interface. The Reference Information class is also a subclass of the Information Object class and inherits its properties. It implements the Information Object Interface, is composed of a Data Object and Representation Information, is managed by an Archival Storage functional entity, and is an element of the OAIS Interoperability Framework component. This section is normative.

3.2.2.12 Representation_Information

Representation Information: The information that maps a Data Object into more meaningful concepts. An example of Representation Information for a bit sequence which is a FITS file might consist of the FITS standard which defines the format plus a dictionary which defines the meaning in the file of keywords which are not part of the standard. Another example is JPEG software which is used to render a JPEG file; rendering the JPEG file as bits is not very meaningful to humans but the software, which embodies an understanding of the JPEG standard, maps the bits into pixels which can then be rendered as an image for human viewing. [C1]

The Representation Information object class implements the Representation Information Interface. The Representation Information class is also a subclass of the Information Object class and inherits its properties. It implements the Information Object Interface, is composed of a Data Object and Representation Information, is managed by an Archival Storage functional entity, and is an element of the OAIS Interoperability Framework component. This section is normative.

3.2.2.13 Submission_Information_Package

Submission Information Package (SIP): An Information Package that is delivered by the Producer to the OAIS for use in the construction or update of one or more AIPs and/or the associated Descriptive Information. [C1]

The Submission Information Package object class is a subclass of the Information Package class and is composed of a Content Information class and a Preservation Description Information (PDI) class. It is also indirectly a subclass of the Information Object class and inherits its properties. It implements the Information Object Interface, is composed of a Data Object and Representation Information, is managed by an Archival Storage functional entity, and is an element of the OAIS Interoperability Framework component. This section is normative.

3.2.3 INTERFACES

An Interface is the abstraction of a service that only defines the operations supported by that service, but not their implementations. This section is normative.

3.2.3.1.1 Access_Rights_Information_Interface

The Access Rights Information Interface is a well-defined entry point for accessing Access Rights Information. The interface is a subclass of the Information Object Interface and inherits its methods. The interface is an element of the Abstraction Layer component. This section is normative.

All Superinterfaces: InfoObjectInterface

```
public interface AccessRightsInformationInterface extends
InfoObjectInterface
```

The Access Rights Information Interface is a well-defined entry point and contract for getting and putting this Information Object and its components.

Access Rights Information is a subclass of Information Object and inherits methods for getting and putting the component Representation Information and Digital Object of this Information Object.

Access Rights Information: The information that identifies the access restrictions pertaining to the Content Information, including the legal framework, licensing terms, and access control. It contains the access and distribution conditions stated within the Submission Agreement, related to both preservation (by the OAIS) and final usage (by the Consumer). It also includes the specifications for the application of rights enforcement measures.

3.2.3.1.1.1 Method Summary

3.2.3.1.1.2 Methods inherited from interface InfoObjectInterface

getDataObject, getDataObjectID, getInfoObjectID, getRepInfo,
getRepInfoDataObject, getRepInfoDataObjectID, setDataObject,
setInfoObjectID, setRepInfoDataObject

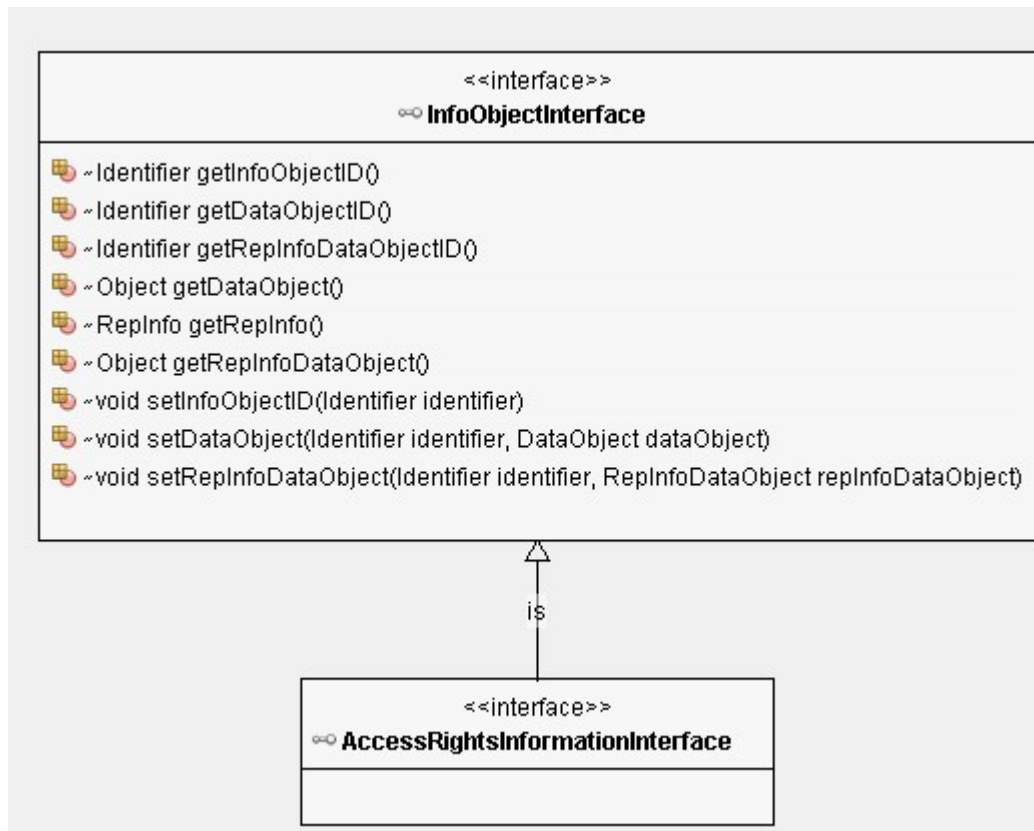


Figure 14 - Access Rights Information Interface

3.2.3.1.2 Archival_Information_Package_Interface

All Superinterfaces: InfoObjectInterface, InformationPackageInterface

```
public interface ArchivalInformationPackageInterface extends
InformationPackageInterface
```

The Archival Information Package Interface is a well-defined entry point and contract for getting and putting this Information Object and its components.

Archival Information Package is a subclass of Information Object and inherits methods for getting and putting the component Representation Information and Data Object of this Information Object. The Data Object is a container for the Content Information and Preservation Description Information.

Archival Information Package (AIP): An Information Package, consisting of the Content Information and the associated Preservation Description Information (PDI), which is preserved within an OAIS.

3.2.3.1.2.1 Method Summary

All Methods	
Modifier and Type	Method and Description
Object	<p><u>getContentInformation()</u></p> <p>The <code>getContentInformation</code> method returns the Content Information component of this Archival Information Package.</p>
Object	<p><u>getPreservationDescriptionInformation()</u></p> <p>The <code>getPreservationDescriptionInformation</code> method returns the Preservation Description Information component of this Archival Information Package.</p>
void	<p><u>setContentInformation(Identifier identifier, InfoObject infoObject)</u></p> <p>The <code>setContentInformation</code> method sets the Content Information component of this Archival Information Package.</p>
void	<p><u>setPreservationDescriptionInformation(Identifier identifier, InfoObject infoObject)</u></p> <p>The <code>setPreservationDescriptionInformation</code> method sets the Preservation Description Information component of this Archival Information Package.</p>

3.2.3.1.2.2 Methods inherited from interface InfoObjectInterface

getDataObject, getDataObjectID, getInfoObjectID, getRepInfo, getRepInfoDataObject, getRepInfoDataObjectID, setDataObject, setInfoObjectID, setRepInfoDataObject

3.2.3.1.2.3 Method Detail

3.2.3.1.2.3.1 `getContentInformation`

Object `getContentInformation()`

The `getContentInformation` method returns the Content Information component of this Archival Information Package.

Returns: Object - the Content Information for this `InfoObject`

3.2.3.1.2.3.2 `getPreservationDescriptionInformation`

```
Object getPreservationDescriptionInformation()
```

The `getPreservationDescriptionInformation` method returns the Preservation Description Information component of this Archival Information Package.

Returns: Object - the Preservation Description Information for this `InfoObject`

3.2.3.1.2.3.3 `setContentInformation`

```
void setContentInformation(Identifier identifier,  
                           InfoObject infoObject)
```

The `setContentInformation` method sets the Content Information component of this Archival Information Package.

Parameters:

`identifier` - the identifier for this `infoObject`

`infoObject` - the Content Information component for this `InfoObject`

3.2.3.1.2.3.4 `setPreservationDescriptionInformation`

```
void setPreservationDescriptionInformation(  
      Identifier identifier, InfoObject infoObject)
```

The `setPreservationDescriptionInformation` method sets the Preservation Description Information component of this Archival Information Package.

Parameters:

`identifier` - the identifier for this `infoObject`

`infoObject` - the Preservation Description Information component for this `InfoObject`

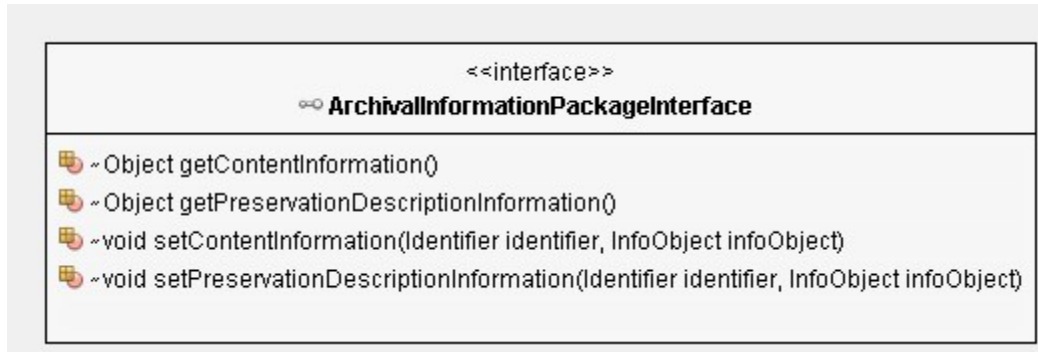


Figure 15 - Archival Information Package Interface

3.2.3.1.3 Content_Data_Object_Interface

The Content Data Object Interface is a well-defined entry point for getting and putting the Identifier and Object of a Content Data Object. The interface is a subclass of the Information Object Interface and inherits its methods. The interface is an element of the Abstraction Layer component. This section is normative.

All Superinterfaces: DataObjectInterface

```
public interface ContentDataObjectInterface extends DataObjectInterface
```

Content Data Object is a subclass of Data Object and inherits methods for getting and putting the Object and Identifier of this Content Data Object.

Content Data Object: The Data Object, that together with associated Representation Information, comprises the Content Information.

3.2.3.1.3.1 Method Summary

3.2.3.1.3.2 Methods inherited from interface DataObjectInterface getIdentifier, getObject, setObject

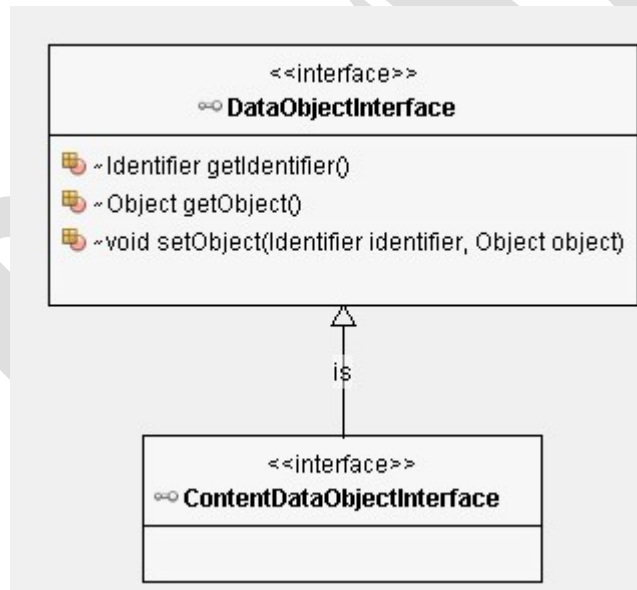


Figure 16 - Content Data Object Interface

3.2.3.1.4 Content_Information_Interface

The Content Information Interface is a well-defined entry point for accessing Content Information. The interface is a subclass of the Information Object Interface and inherits its methods. The interface is an element of the Abstraction Layer component. This section is normative.

All Superinterfaces: InfoObjectInterface

```
public interface ContentInformationInterface extends InfoObjectInterface
```

The Content Information Interface is a well-defined entry point and contract for getting and putting this Information Object and its components.

Content Information is a subclass of Information Object and inherits methods for getting and putting the component Representation Information and Digital Object of this Information Object.

Content Information: A set of information that is the original target of preservation or that includes part or all of that information. It is an Information Object composed of its Content Data Object and its Representation Information.

3.2.3.1.4.1 Method Summary

All Methods	
Modifier and Type	Method and Description
Object	<pre><u>getContentDataObject()</u></pre> <p>The <code>getContentDataObject</code> method returns the Content Data Object for this Content Information.</p>
void	<pre><u>setContentDataObject(Identifier identifier, Object object)</u></pre> <p>The <code>setContentDataObject</code> method sets the Content Data Object for this Content Information.</p>

3.2.3.1.4.2 Methods inherited from interface InfoObjectInterface

getDataObject, getDataObjectID, getInfoObjectID, getRepInfo, getRepInfoDataObject, getRepInfoDataObjectID, setDataObject, setInfoObjectID, setRepInfoDataObject

3.2.3.1.4.3 Method Detail

3.2.3.1.4.3.1 getContentDataObject

```
Object getContentDataObject()
```

The getContentDataObject method returns the Content Data Object for this Content Information.

Returns: Object - the contentDataObject for this contentInformation

3.2.3.1.4.3.2 setContentDataObject

```
void setContentDataObject(Identifier identifier, Object object)
```

The setContentDataObject method sets the Content Data Object for this Content Information.

Parameters:

identifier - the identifier for this contentDataObject
 object - the contentDataObject for this contentInformation

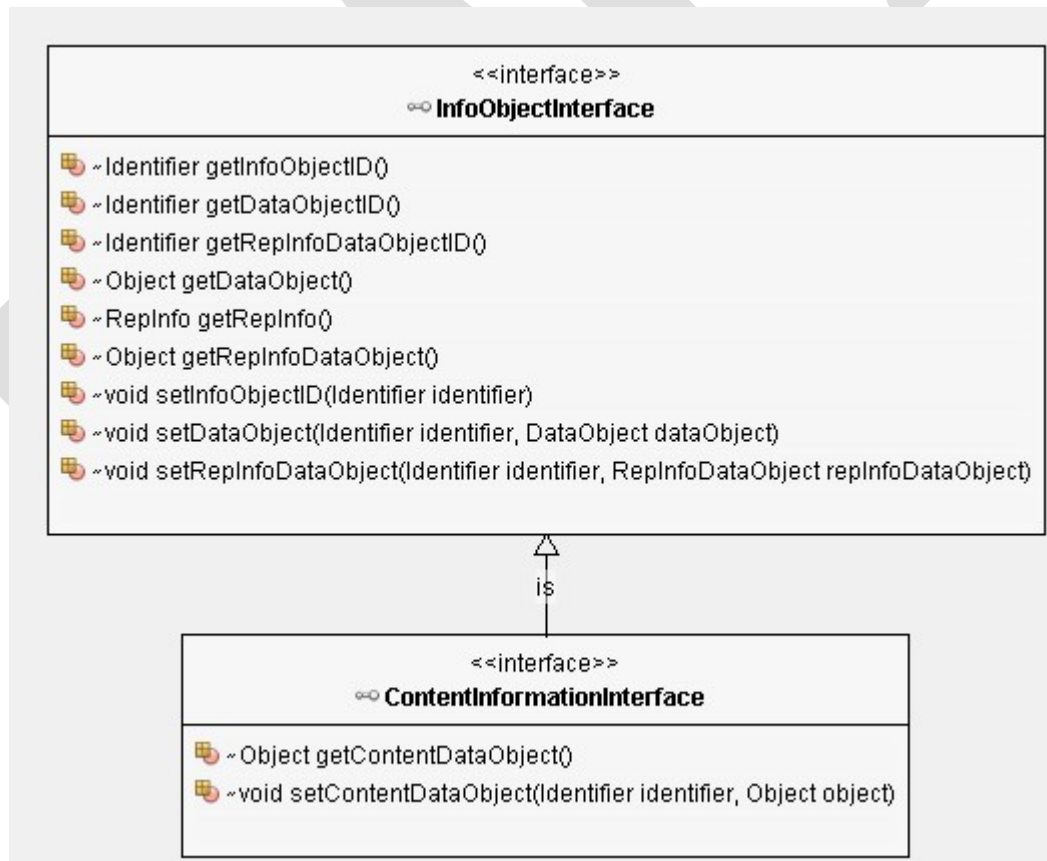


Figure 16 - Content Information Interface

3.2.3.1.5 Context_Information_Interface

The Context Information Interface is a well-defined entry point for accessing Context Information. The interface is a subclass of the Information Object Interface and inherits its methods. The interface is an element of the Abstraction Layer component. This section is normative.

All Superinterfaces: InfoObjectInterface

```
public interface ContextInformationInterface extends InfoObjectInterface
```

The Context Information Interface is a well-defined entry point and contract for getting and putting this Information Object and its components.

Context Information is a subclass of Information Object and inherits methods for getting and putting the component Representation Information and Digital Object of this Information Object.

Context Information is a subclass of Information Object and inherits Context Information: The information that documents the relationships of the Content Information to its environment. This includes why the Content Information was created and how it relates to other Content Information objects.

3.2.3.1.5.1 Method Summary

3.2.3.1.5.2 Methods inherited from interface InfoObjectInterface

```
getDataObject, getDataObjectID, getInfoObjectID, getRepInfo,  
getRepInfoDataObject, getRepInfoDataObjectID, setDataObject,  
setInfoObjectID, setRepInfoDataObject
```

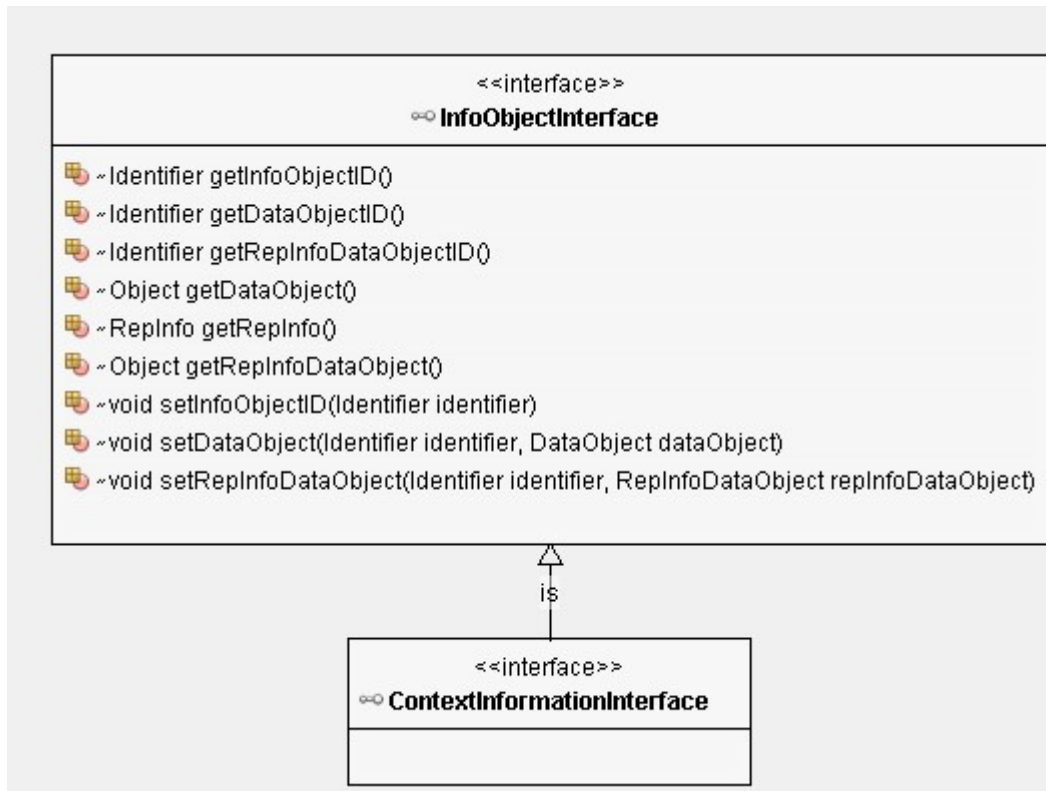


Figure 17 - Context Information Interface

3.2.3.1.6 Fixity_Information_Interface

The Fixity Information Interface is a well-defined entry point for accessing Fixity Information. The interface is a subclass of the Information Object Interface and inherits its methods. The interface is an element of the Abstraction Layer component. This section is normative.

All Superinterfaces: InfoObjectInterface

```
public interface FixityInformationInterface extends InfoObjectInterface
```

The Fixity Information Interface is a well-defined entry point and contract for getting and putting this Information Object and its components.

Fixity Information is a subclass of Information Object and inherits methods for getting and putting the component Representation Information and Digital Object of this Information Object.

Fixity Information: The information which documents the mechanisms that ensure that the Content Information object has not been altered in an undocumented manner. An example is a Cyclical Redundancy Check (CRC) code for a file.

3.2.3.1.6.1 Method Summary

3.2.3.1.6.2 Methods inherited from interface InfoObjectInterface

getDataObject, getDataObjectID, getInfoObjectID, getRepInfo,
getRepInfoDataObject, getRepInfoDataObjectID, setDataObject,
setInfoObjectID, setRepInfoDataObject

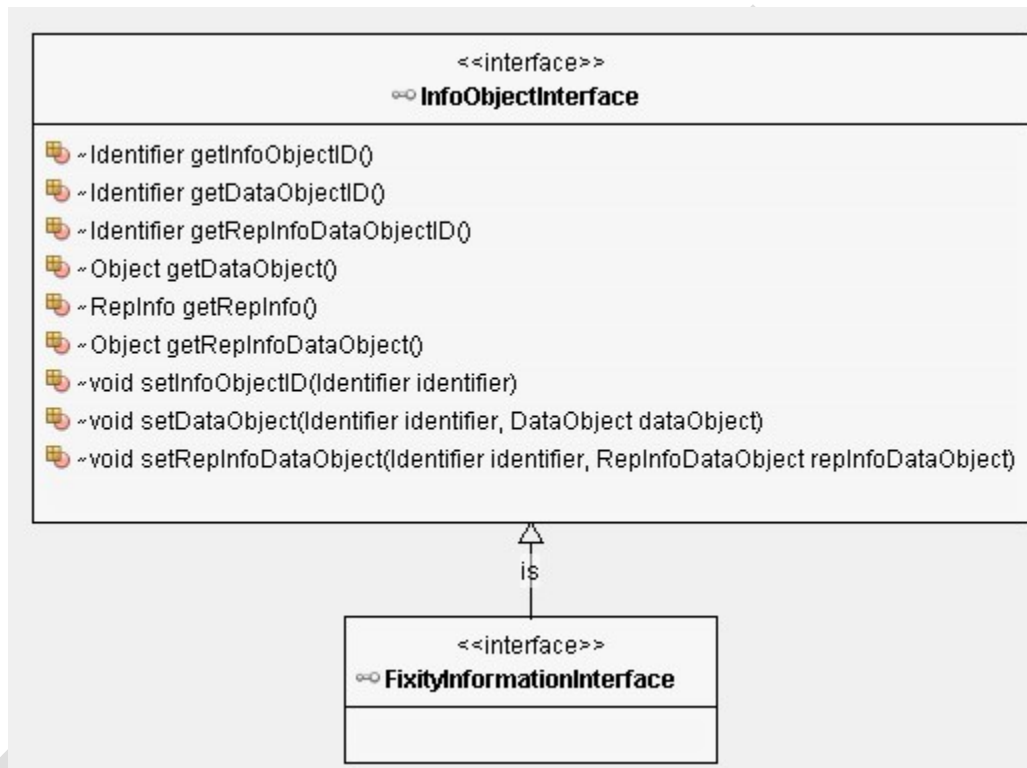


Figure 18 - Fixity Information Interface

3.2.3.1.7 Information_Package_Interface

All Superinterfaces: InfoObjectInterface

All Known Subinterfaces: ArchivalInformationPackageInterface

```
public interface InformationPackageInterface extends InfoObjectInterface
```

The Information Package Interface is a well-defined entry point and contract for getting and putting this Information Object and its components.

Information Package is a subclass of Information Object and inherits methods for getting and putting the component Representation Information and Data Object of this Information Object.

Information Package: A logical container composed of optional Content Information and optional associated Preservation Description Information.

3.2.3.1.7.1 Method Summary

3.2.3.1.7.2 Methods inherited from interface InfoObjectInterface

getDataObject, getDataObjectID, getInfoObjectID, getRepInfo,
getRepInfoDataObject, getRepInfoDataObjectID, setDataObject,
setInfoObjectID, setRepInfoDataObject

3.2.3.1.8 Packaged_Information_Interface

The Packaged Information Interface is a well-defined entry point for accessing Packaged Information. The interface is a subclass of the Information Object Interface and inherits its methods. The interface is an element of the Abstraction Layer component. This section is normative.

All Superinterfaces: InfoObjectInterface

```
public interface PackagedInformationInterface extends InfoObjectInterface
```

The Packaged Information Interface is a well-defined entry point and contract for getting and putting this Information Object and its components.

Packaged Information is a subclass of Information Object and inherits methods for getting and putting the component Representation Information and Digital Object of this Information Object.

3.2.3.1.8.1 Method Summary

3.2.3.1.8.2 Methods inherited from interface InfoObjectInterface

getDataObject, getDataObjectID, getInfoObjectID, getRepInfo,
getRepInfoDataObject, getRepInfoDataObjectID, setDataObject,
setInfoObjectID, setRepInfoDataObject

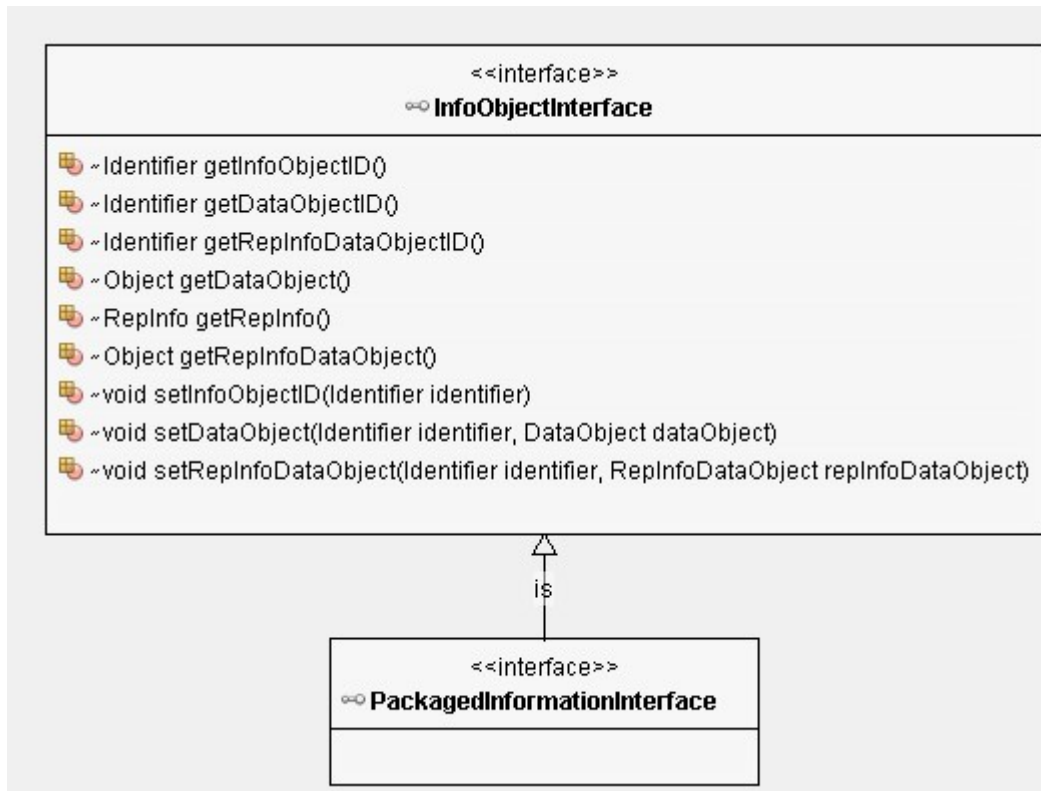


Figure 19 - Packaged Information Interface

3.2.3.1.9 Preservation_Description_Information_Interface

All Superinterfaces: InfoObjectInterface

```
public interface PreservationDescriptionInformationInterface extends
InfoObjectInterface
```

The Preservation Description Information Interface is a well-defined entry point and contract for getting and putting this Information Object and its components.

Preservation Description Information is a subclass of Information Object and inherits methods for getting and putting the component Representation Information and Data Object of this Information Object. The Data Object is a container for Provenance, Reference, Fixity, Context, and Access Rights Information.

Preservation Description Information (PDI): The information which is necessary for adequate preservation of the Content Information and which can be categorized as Provenance, Reference, Fixity, Context, and Access Rights Information.

3.2.3.1.9.1 Method Summary

All Methods	
Modifier and Type	Method and Description
Object	<p><u>getAccessRightsInformation()</u></p> <p>The <code>getAccessRightsInformation</code> method returns the Access Rights Information component of this Preservation Description Information Object.</p>
Object	<p><u>getContextInformation()</u></p> <p>The <code>getContextInformation</code> method returns the Context Information component of this Preservation Description Information Object.</p>
Object	<p><u>getFixityInformation()</u></p> <p>The <code>getFixityInformation</code> method returns the Fixity Information component of this Preservation Description Information Object.</p>
Object	<p><u>getProvenanceInformation()</u></p> <p>The <code>getProvenanceInformation</code> method returns the Provenance Information component of this Preservation Description Information Object.</p>
Object	<p><u>getReferenceInformation()</u></p> <p>The <code>getReferenceInformation</code> method returns the Reference Information component of this Preservation Description Information Object.</p>
void	<p><u>setAccessRightsInformation(Identifier identifier, InfoObject infoObject)</u></p> <p>The <code>setAccessRightsInformation</code> method sets the Access Rights Information component of this Preservation Description Information Object.</p>
void	<p><u>setContextInformation(Identifier identifier, InfoObject infoObject)</u></p>

	The <code>setContextInformation</code> method sets the Context Information component of this Preservation Description Information Object.
void	<pre>setFixityInformation(Identifier identifier, InfoObject infoObject)</pre> <p>The <code>setFixityInformation</code> method sets the Fixity Information component of this Preservation Description Information Object.</p>
void	<pre>setProvenanceInformation(Identifier identifier, InfoObject infoObject)</pre> <p>The <code>setProvenanceInformation</code> method sets the Provenance Information component of this Preservation Description Information Object.</p>
void	<pre>setReferenceInformation(Identifier identifier, InfoObject infoObject)</pre> <p>The <code>setReferenceInformation</code> method sets the Reference Information component of this Preservation Description Information Object.</p>

3.2.3.1.9.2 Methods inherited from interface InfoObjectInterface

getDataObject, getDataObjectID, getInfoObjectID, getRepInfo,
getRepInfoDataObject, getRepInfoDataObjectID, setDataObject,
setInfoObjectID, setRepInfoDataObject

3.2.3.1.9.3 Method Detail

3.2.3.1.9.3.1 **getProvenanceInformation**

Object `getProvenanceInformation()`

The `getProvenanceInformation` method returns the Provenance Information component of this Preservation Description Information Object.

Returns: Object - the Provenance Information for this InfoObject

3.2.3.1.9.3.2 **getReferenceInformation**

Object `getReferenceInformation()`

The `getReferenceInformation` method returns the Reference Information component of this Preservation Description Information Object.

Returns: Object - the Reference Information for this InfoObject

3.2.3.1.9.3.3 getFixityInformation

```
Object getFixityInformation()
```

The getFixityInformation method returns the Fixity Information component of this Preservation Description Information Object.

Returns: Object - the Fixity Information for this InfoObject

3.2.3.1.9.3.4 getContextInformation

```
Object getContextInformation()
```

The getContextInformation method returns the Context Information component of this Preservation Description Information Object.

Returns: Object - the Context Information for this InfoObject

3.2.3.1.9.3.5 getAccessRightsInformation

```
Object getAccessRightsInformation()
```

The getAccessRightsInformation method returns the Access Rights Information component of this Preservation Description Information Object.

Returns: Object - the Access Rights Information for this InfoObject

3.2.3.1.9.3.6 setProvenanceInformation

```
void setProvenanceInformation(Identifier identifier,  
                             InfoObject infoObject)
```

The setProvenanceInformation method sets the Provenance Information component of this Preservation Description Information Object.

Parameters:

`identifier` - the identifier for this infoObject

`infoObject` - the Provenance Information component for this InfoObject

3.2.3.1.9.3.7 setReferenceInformation

```
void setReferenceInformation(Identifier identifier,  
                             InfoObject infoObject)
```

The `setReferenceInformation` method sets the Reference Information component of this Preservation Description Information Object.

Parameters:

`identifier` - the identifier for this `infoObject`

`infoObject` - the Reference Information component for this `InfoObject`

3.2.3.1.9.3.8 `setFixityInformation`

```
void setFixityInformation(Identifier identifier,  
                        InfoObject infoObject)
```

The `setFixityInformation` method sets the Fixity Information component of this Preservation Description Information Object.

Parameters:

`identifier` - the identifier for this `infoObject`

`infoObject` - the Fixity Information component for this `InfoObject`

3.2.3.1.9.3.9 `setContextInformation`

```
void setContextInformation(Identifier identifier,  
                          InfoObject infoObject)
```

The `setContextInformation` method sets the Context Information component of this Preservation Description Information Object.

Parameters:

`identifier` - the identifier for this `infoObject`

`infoObject` - the Context Information component for this `InfoObject`

3.2.3.1.9.3.10 `setAccessRightsInformation`

```
void setAccessRightsInformation(Identifier identifier,  
                              InfoObject infoObject)
```

The `setAccessRightsInformation` method sets the Access Rights Information component of this Preservation Description Information Object.

Parameters:

`identifier` - the identifier for this `infoObject`

`infoObject` - the Access Rights Information component for this `InfoObject`

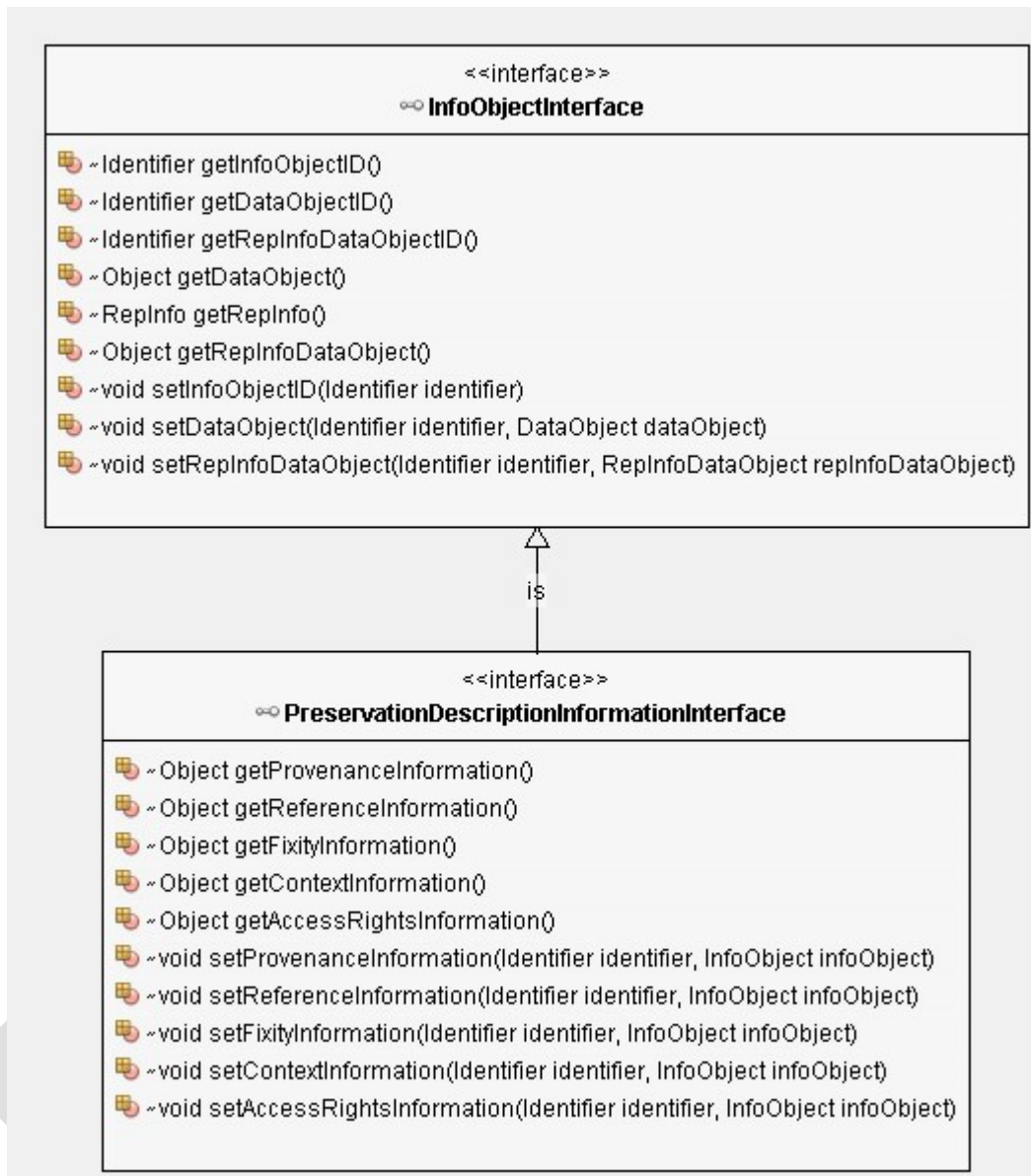


Figure 20 - Preservation Description Information Interface

3.2.3.1.10 Provenance_Information_Interface

The Provenance Information Interface is a well-defined entry point for accessing Provenance Information. The interface is a subclass of the Information Object Interface and inherits its methods. The interface is an element of the Abstraction Layer component. This section is normative.

All Superinterfaces: InfoObjectInterface

```
public interface ProvenanceInformationInterface extends InfoObjectInterface
```

The Provenance Information Interface is a well-defined entry point and contract for getting and putting this Information Object and its components.

Provenance Information is a subclass of Information Object and inherits methods for getting and putting the component Representation Information and Digital Object of this Information Object.

Provenance Information: The information that documents the history of the Content Information. This information tells the origin or source of the Content Information, any changes that may have taken place since it was originated, and who has had custody of it since it was originated. The Archive is responsible for creating and preserving Provenance Information from the point of Ingest; however, earlier Provenance Information should be provided by the Producer. Provenance Information adds to the evidence to support Authenticity.

3.2.3.1.10.1 Method Summary

3.2.3.1.10.2 Methods inherited from interface InfoObjectInterface

getDataObject, getDataObjectID, getInfoObjectID, getRepInfo, getRepInfoDataObject, getRepInfoDataObjectID, setDataObject, setInfoObjectID, setRepInfoDataObject

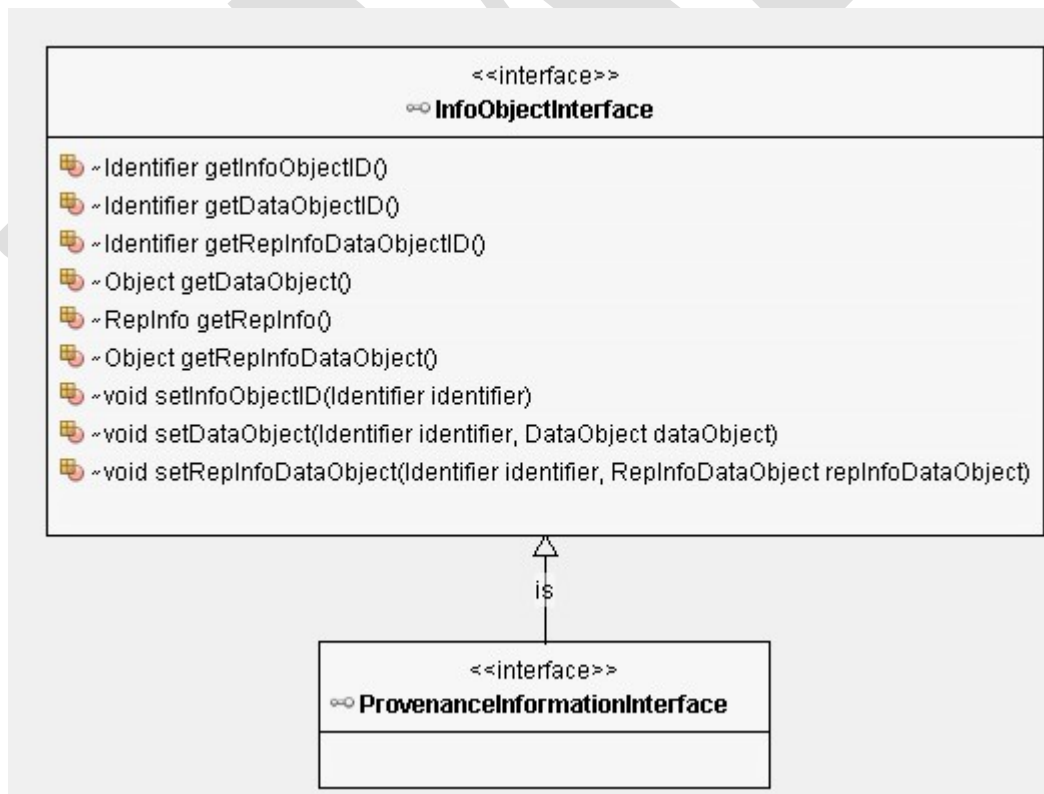


Figure 21 - Provenance Information Interface

3.2.3.1.11 Reference_Information_Interface

The Reference Information Interface is a well-defined entry point for accessing Reference Information. The interface is a subclass of the Information Object Interface and inherits its methods. The interface is an element of the Abstraction Layer component. This section is normative.

All Superinterfaces: InfoObjectInterface

```
public interface ReferenceInformationInterface extends InfoObjectInterface
```

The Reference Information Interface is a well-defined entry point and contract for getting and putting this Information Object and its components.

Reference Information is a subclass of Information Object and inherits methods for getting and putting the component Representation Information and Digital Object of this Information Object.

Reference Information: The information that is used as an identifier for the Content Information. It also includes identifiers that allow outside systems to refer unambiguously to a particular Content Information. An example of Reference Information is an ISBN.

3.2.3.1.11.1 Method Summary

3.2.3.1.11.2 Methods inherited from interface InfoObjectInterface

```
getDataObject, getDataObjectID, getInfoObjectID, getRepInfo,  
getRepInfoDataObject, getRepInfoDataObjectID, setDataObject,  
setInfoObjectID, setRepInfoDataObject
```

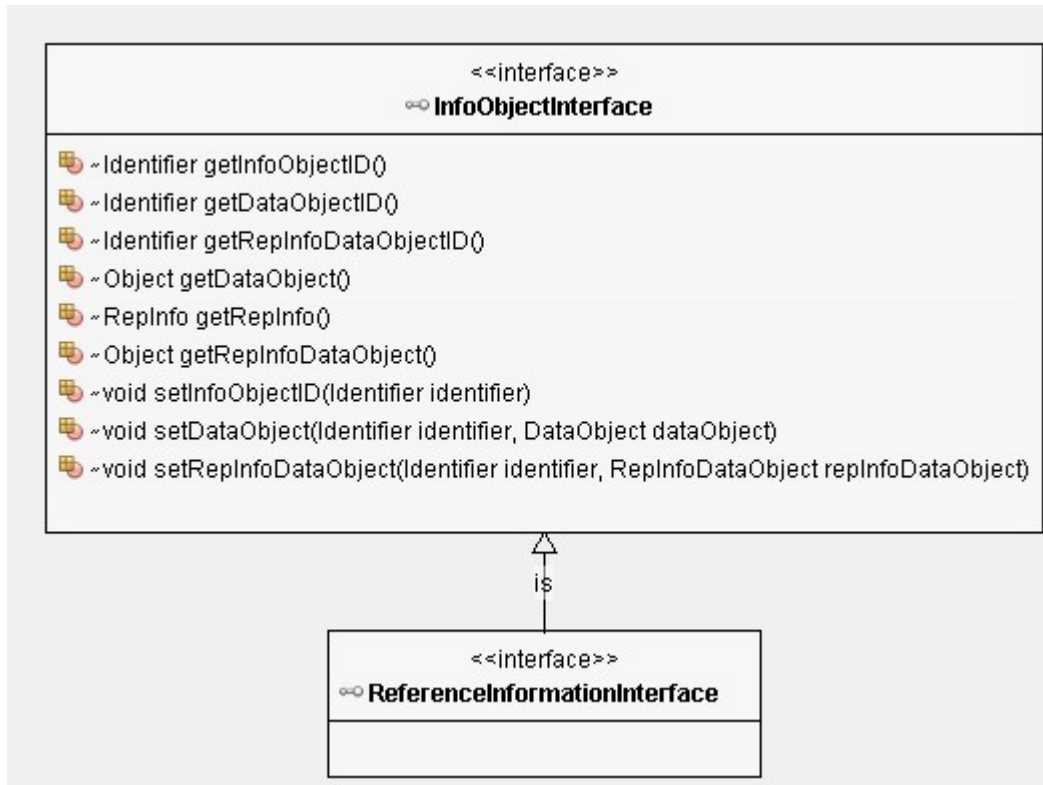


Figure 22 – Reference Information Interface

3.2.3.1.12 Representation_Information_Interface

The Representation Information Interface is a well-defined entry point for accessing Representation Information. The interface is a subclass of the Information Object Interface and inherits its methods. The interface is an element of the Abstraction Layer component. This section is normative.

All Superinterfaces: InfoObjectInterface

```
public interface RepresentationInformationInterface extends
InfoObjectInterface
```

The Representation Information Interface is a well-defined entry point and contract for getting and putting this Information Object and its components.

Representation Information is a subclass of Information Object and inherits methods for getting and putting the component Representation Information and Digital Object of this Information Object.

Representation Information: The information that maps a Data Object into more meaningful concepts. An example of Representation Information for a bit sequence which is a FITS file might consist of the FITS standard which defines the format plus a dictionary which defines the meaning in the file of keywords which are not part of the standard. Another example is JPEG software which is used to render a JPEG file; rendering the JPEG file as bits is not very meaningful to humans but the software, which embodies an understanding of the JPEG standard, maps the bits into pixels which can then be rendered as an image for human viewing.

3.2.3.1.12.1 Method Summary

3.2.3.1.12.2 Methods inherited from interface InfoObjectInterface

getDataObject, getDataObjectID, getInfoObjectID, getRepInfo,
getRepInfoDataObject, getRepInfoDataObjectID, setDataObject,
setInfoObjectID, setRepInfoDataObject

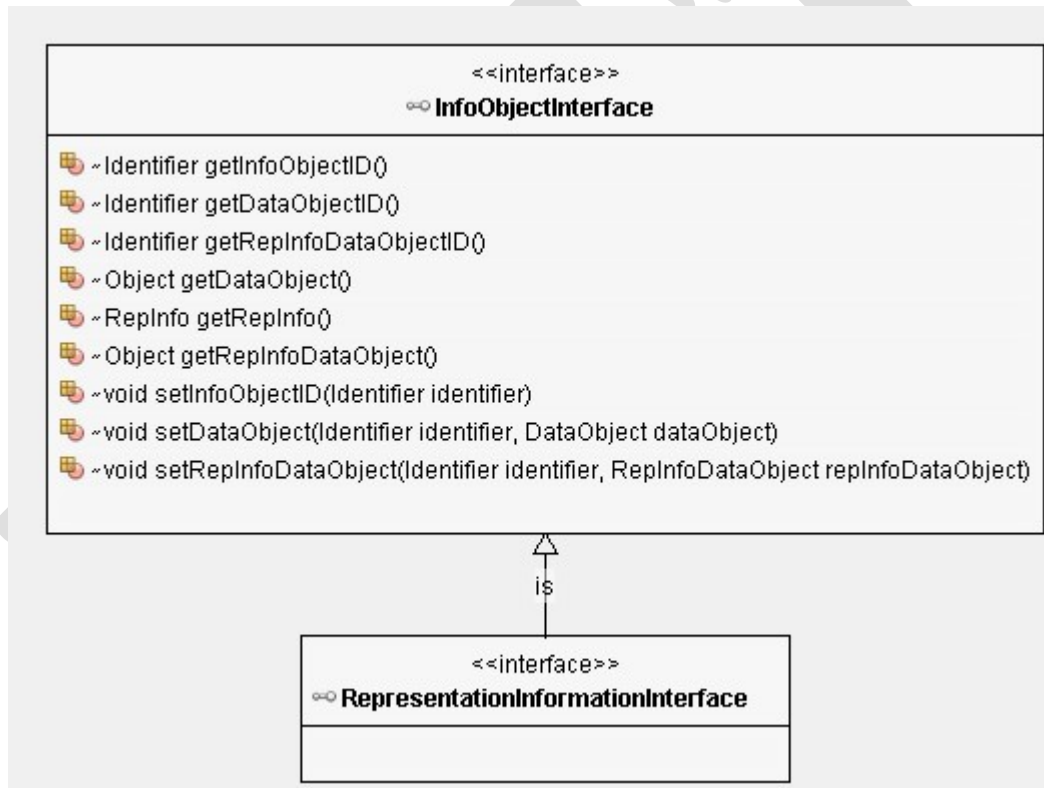


Figure 23 - Representation Information Interface

3.2.4 SPECIFIC ADAPTER LAYER

The Specific Adapter Layers contains the Specific Adapters and other classes necessary for requesting and sending an Information Objects to and from non-OAIS clients and archives. The Specific Adapter

Layer is a component and is an element of the OAIS Interoperability Framework. This section is informative..

3.2.4.1 Specific Adapter

The Specific Adapter is an Adapter that extends the Generic Adapter and implements the Adapter and Information Object Interfaces. Specific Adapters also implement custom-made interfaces for clients and archives that are not OAIS compliant. The choice of Specific Adapters to use is identified external to Generic Adapter layer. This section is informative.

3.2.4.2 Producer Interface

The Producer Interface object class is a well-defined entry point for producer services. The Producer Interface class is a subclass of Component and is an element of the OAIS Interoperability Framework. This section is informative.

3.2.4.2.1 Ingest

Ingest Functional Entity (aka Ingest): The OAIS functional entity that contains the services and functions that accept Submission Information Packages from Producers, prepares Archival Information Packages for storage, and ensures that Archival Information Packages and their supporting Descriptive Information become established within the OAIS.

The Ingest object class provides the functions necessary to accept Submission Information Packages and register them through the Archive Interface. It implements the Message Service Interface that provides a protocol or interaction pattern for communication. It also implements the Access Interface that uses an Adapter to interoperate with the archive. The Adapter to be used incorporates the End Point Connection used by the archive. The Ingest class is an element of the Consumer and Producer Interface components. This section is informative.

3.2.4.3 Consumer Interface

The Consumer Interface provides abstractions of consumer services.

The Consumer Interface object class is a well-defined entry point for consumer services. The Consumer Interface class is a subclass of Component and is an element of the OAIS Interoperability Framework. This section is informative.

3.2.4.3.1 Access

Access Functional Entity (aka Access): The OAIS functional entity that contains the services and functions which make the archival information holdings and related services visible to Consumers.

The Access object class provides the functions necessary to locate and retrieve Information Packages and Dissemination Information Packages through the Archive Interface. It implements the Message Service Interface that provides a protocol or interaction pattern for communication. It also implements the Access Interface that uses an Adapter to interoperate with the archive. The Adapter to be used

incorporates the End Point Connection used by the archive. The Ingest class is an element of the Consumer and Producer Interface components. This section is informative.

3.3 OAIS_IF_ARCHIVE

An OAIS IF Archive is an organization that intends to preserve information for access and use by a Designated Community and acknowledges the OAIS IF can be used to interoperate with other OAIS IF Archives. This section is informative.

3.3.1 OAIS_IF_ARCHIVE_INTERFACE

The OAIS IF Archive Interface is a well-defined entry point for the OAIS_IF_Archive and provides a contract for the exchange of information.

3.3.1.1 Local_Access

The Local Access class provides an access capability for an Archive.

The Local Access object class provides the functions to locate and retrieve information packages in the Archive. The Local Access class is an element of the Archive Interface component. A special Adapter must address any OAIS-IF requirement that is not met by a corresponding Local Access instance. This section is informative.

3.3.1.2 Local_Ingest

The Local Ingest class provides an ingest capability for an Archive.

The Local Ingest object class provides the functions to accept information packages and register them in the Archive. A special Adapter must address any OAIS-IF requirement that is not met by a corresponding Local Ingest instance. The Local Ingest class is an element of the Archive Interface component. This section is informative.

3.3.2 ARCHIVAL_STORAGE

Archival Storage Functional Entity (aka Archival Storage): The OAIS functional entity that contains the services and functions used for the storage and retrieval of Archival Information Packages.

The Archival Storage class is a subclass of Component. This section is informative.

4 FRAMEWORK IMPLEMENTATION

The implementation of the normative definitions of the generic adapter and information object interfaces should be done using design patterns and technologies that provide the broadest level of interoperability possible, namely the ability to send and receive Information Objects between two generic adapters.

The Abstract Generic Adapter shown in Figure 5 must implement the Message Interface to provide a standard protocol or interaction pattern to pass Information Objects between software components. It also implements the identifier, communication protocol, and serialization interfaces that are needed to identify and transfer Information Objects over a communication network. The interfaces for manipulating the Information Object, its components, and its extensions, are defined by the Information Object's interfaces.

One such design pattern for communicating information is the Protocol Data Unit (PDU). For this implementation the PDU is a type of Information Object.

4.1.1 PROTOCOL DATA UNIT (PDU)

A Protocol Data Unit (PDU) is a single unit of information transmitted among peer entities of a computer network. It is composed of protocol-specific control information and user data. The communication protocol and serialization interfaces is implemented using Representational State Transfer (REST) for distributed communication over the internet and the JavaScript Object Notation (JSON) is used to represent structured data in a standard text-based format. The choices of REST and JSON are based on current "best practices" but are otherwise arbitrary, leaving open the option of other technologies for the implementation.

4.1.2 JSON EXAMPLE

Figure 23 provides a simple JSON structure for an InfoPackage and an Information Package. The only non-OAIS native part are the "AndGroup" and "OrGroup" with the example of the OtherRepInfo.

In this example all the separate parts are referred to by URI, but one could instead put in simple text or an encoded binary object with something like binhex. A data structure has also been designed using JSON.

A General Information Package would be as follows.

```
{
  "InformationPackage":{
    "PackageType":"General",
    "PackageDescription": "This is an example IP",
    "InformationObject":{
      "DataObject":{"IdentifierType":"URI", "Identifier":http://myprov.example.com/do},
      "ReplInfo":{
        "AndGroup":[
          {"RCategory":"SemanticsRI", "IdentifierType":"URI", "Identifier":http://myprov.example.com/risem},
          {"RCategory":"StructureRI", "IdentifierType":"URI", "Identifier":http://myprov.example.com/ristr},
          {"RCategory":"OtherRI",
            "OrGroup": [
              {"RCategory":"OtherRI", "IdentifierType":"URI", "Identifier":http://myprov.example.com/rioth-java-sw},
              {"RCategory":"OtherRI", "IdentifierType":"URI", "Identifier":http://myprov.example.com/rioth-csharp-sw}
            ]
          }
        ]
      }
    }
  }
}
```

A complete Archival Information Package would be as follows:

```
{
  "InformationPackage":{
    "PackageType":"AIP",
    "PackageDescription": "This is an example AIP",
    "PDI":{
      "Provenance":{"IdentifierType":"URI", "Identifier":http://myprov.example.com/prov},
      "Reference":{"IdentifierType":"URI", "Identifier":http://myprov.example.com/ref},
      "AccessRights":{"IdentifierType":"URI", "Identifier":http://myprov.example.com/ar},
      "Context":{"IdentifierType":"URI", "Identifier":http://myprov.example.com/context},
      "Fidity":{"IdentifierType":"URI", "Identifier":http://myprov.example.com/fix}
    }
  }
  "InformationObject":{
    "DataObject":{"IdentifierType":"URI", "Identifier":http://myprov.example.com/do},
    "ReplInfo":{
      "AndGroup":[
        {"RCategory":"SemanticsRI", "IdentifierType":"URI", "Identifier":http://myprov.example.com/risem},
        {"RCategory":"StructureRI", "IdentifierType":"URI", "Identifier":http://myprov.example.com/ristr},
        {"RCategory":"OtherRI",
          "OrGroup": [
            {"RCategory":"OtherRI", "IdentifierType":"URI", "Identifier":http://myprov.example.com/rioth-java-sw},
            {"RCategory":"OtherRI", "IdentifierType":"URI", "Identifier":http://myprov.example.com/rioth-csharp-sw}
          ]
        }
      ]
    }
  }
}
```

Figure 24 - JSON Structure for Information Packages

DRAFT

ANNEX A

IMPLEMENTATION CONFORMANCE STATEMENT (ICS) PROFORMA

(NORMATIVE)

A1 INTRODUCTION

OVERVIEW

This annex provides the Implementation Conformance Statement (ICS) Requirements List (RL) for an implementation of [Specification]. The ICS for an implementation is generated by completing the RL in accordance with the instructions below. An implementation claiming conformance must satisfy the mandatory requirements referenced in the RL.

ABBREVIATIONS AND CONVENTIONS

The RL consists of information in tabular form. The status of features is indicated using the abbreviations and conventions described below.

Item Column

The item column contains sequential numbers for items in the table.

Feature Column

The feature column contains a brief descriptive name for a feature. It implicitly means “Is this feature supported by the implementation?”

Status Column

The status column uses the following notations:

- M mandatory;
- O optional;
- C conditional;
- X prohibited;
- I out of scope;
- N/A not applicable.

Support Column Symbols

The support column is to be used by the implementer to state whether a feature is supported by entering Y, N, or N/A, indicating:

- Y Yes, supported by the implementation.
- N No, not supported by the implementation.
- N/A Not applicable.

The support column should also be used, when appropriate, to enter values supported for a given capability.

INSTRUCTIONS FOR COMPLETING THE RL

An implementer shows the extent of compliance to the Recommended Standard by completing the RL; that is, the state of compliance with all mandatory requirements and the options supported are shown. The resulting completed RL is called an ICS. The implementer shall complete the RL by entering appropriate responses in the support or values supported column, using the notation described in 0. If a conditional requirement is inapplicable, N/A should be used. If a mandatory requirement is not satisfied, exception information must be supplied by entering a reference X_i , where i is a unique identifier, to an accompanying rationale for the noncompliance.

A2 ICS PROFORMA FOR [SPECIFICATION]

GENERAL INFORMATION

Identification of ICS

A2.1.1.1 Test

Date of Statement (DD/MM/YYYY)	
ICS serial number	
System Conformance statement cross-reference	

Identification of Implementation Under Test

Implementation Name	
Implementation Version	
Special Configuration	

Other Information	
-------------------	--

Identification of Supplier

Supplier	
Contact Point for Queries	
Implementation Name(s) and Versions	
Other information necessary for full identification, e.g., name(s) and version(s) for machines and/or operating systems;	
System Name(s)	

Identification of Specification

[CCSDS Document Number]	
Have any exceptions been required?	Yes [] No []
<p>NOTE – A YES answer means that the implementation does not conform to the Recommended Standard. Non-supported mandatory capabilities are to be identified in the ICS, with an explanation of why the implementation is non-conforming.</p>	

REQUIREMENTS LIST

[See CCSDS A20.1-Y-1, *CCSDS Implementation Conformance Statements* (Yellow Book, Issue 1, April 2014).]

ANNEX B

SECURITY, SANA, AND PATENT CONSIDERATIONS

(INFORMATIVE)

B1 SECURITY CONSIDERATIONS

SECURITY CONCERNS WITH RESPECT TO THE CCSDS DOCUMENT

CCSDS requires there to be an informative annex which points out security considerations for implementations of its standards, including those implementing archival systems based on this OAIS Reference Model. It must be borne in mind that the Reference Model itself is not a design and does not specify any particular implementation techniques.

General guidance on security issues may be found in the CCSDS Informational Report, The Application of CCSDS Protocols to Secure Systems (reference [D9]) and references therein.

To be conformant to the OAIS Reference Model an implementation should use the Information Model and follow the mandatory requirements in 3.2. Appendix F of the document provides annotations on those mandatory requirements and provides some guidance on security concerns.

The OAIS Interoperability Framework (OAIS-IF) defines a set of interfaces for an abstract Generic Adapter, a class designed for requesting and sending Information Objects. The implementation of the interfaces are not provided. The implementation of a Generic Adapter should follow the mandatory requirements in 3.2 of the OAIS Reference Model. Similarly, the implementation of a Specific Adapter, an extension of the Generic Adapter designed to interface with specific client and archive interfaces should also following the mandatory requirements in 3.2. Additional information on possible implementations are provided in the Green Book. (reference needed)

POTENTIAL THREATS AND ATTACK SCENARIOS

The abstract Generic Adapter is designed to use a communications interaction protocol to send and receive Information Objects. The standard does not provide an implementation. The implementation of a Generic Adapter must address the concomitant security issues.

CONSEQUENCES OF NOT APPLYING SECURITY TO THE TECHNOLOGY

The abstract Generic Adapter is designed to use a communications interaction protocol to send and receive Information Objects. Not addressing security issues in the implementation of a Generic Adapter would results in serious security violations.

B2 SANA CONSIDERATIONS

[See CCSDS 313.0-Y-1, *Space Assigned Numbers Authority (SANA)—Role, Responsibilities, Policies, and Procedures* (Yellow Book, Issue 1, July 2011).]

B3 PATENT CONSIDERATIONS

[See CCSDS A20.0-Y-4, *CCSDS Publications Manual* (Yellow Book, Issue 4, April 2014).]

ANNEX C

INFORMATIVE REFERENCES

(INFORMATIVE)

- [C1] *Reference Model For An Open Archival Information System (OAIS)*. Issue 2.1. CCSDS Record (Pink Book), CCSDS 650.0-P-2.1. Washington, D.C.: CCSDS, October 2020.